



**TOWN OF NORTHBOROUGH
63 MAIN STREET
SELECTMEN'S MEETING ROOM
NORTHBOROUGH, MA 01532**


APPROPRIATIONS COMMITTEE

MEETING AGENDA

February 22, 2023

6:00 p.m.

-
1. Approval of Minutes
 - [February 15, 2023](#)
 2. [K-8 Schools FY2024 Budget Presentation](#)
 3. [Algonquin Regional High School FY2024 Budget Presentation](#)
 4. [Updated FY2024 Capital Budget](#)
 5. [Review of Town Meeting Warrant Summary](#)
 6. Next Meeting – March 1, 2023 @ 7PM
 7. Any other business to come before the Committee



APPROPRIATIONS COMMITTEE

MEETING MINUTES

63 Main Street
Selectmen's Meeting Room
February 15, 2023
7:00 PM

MEMBERS PRESENT: George Brenckle
Robert D'Amico
Janice Hight
Tim Kaelin
Rick Nieber
Tony Poteete

The meeting was called to order at 7:00 p.m.

APPROVAL OF MINUTES – FEBRUARY 8, 2022 MEETING

Mr. Nieber moved the Committee vote to approve the February 8, 2023 meeting minutes; Ms. Hight seconded the motion; all members voted in favor.

DPW PROJECT UPDATE

DPW Director Scott Charpentier and Facilities Manager Shawn Thompson were present. Mr. Charpentier provided an update on the status of the Department project activities as follows:

Pavement Management

There have been roadway culvert failures over the past few years which required redirection of nearly all the \$300,000 roadway maintenance operating budget toward replacing these culverts. Culverts on Davis Avenue, Lyman Street, and Ridge Road were replaced in FY2022. Moving forward, additional funding sources need to be identified specifically for culvert and drainage replacements, or the Town risks losing ground in maintaining and improving townwide roadway conditions. He noted that significant drainage needs in the Assabet Hill neighborhood will require multiple years of funding to address problems associated with poor construction practices when the subdivision was built decades ago. Drainage funding was postponed during the pandemic which has delayed much of the work.

The most recent update to the pavement management Pavement Condition Index (PCI), which incorporates work completed in 2022 and a fully updated assessment, shows the Town-wide PCI improved from 71 in 2014 to 76 in 2022. The Town prepared a comprehensive 3-year roadway improvement plan to follow the program goals of maintaining or improving the overall roadway rating. These needs range from those associated with the Complete Streets Policy, which requires sidewalk improvements when the adjacent roadway is reconstructed, to drainage/culvert repair and replacement. Due to the Complete Streets standards being followed, costs will be significantly higher for future roadway work.

Sidewalk Improvements and Construction

The reconstruction of Stratton Way, Warren Drive, and Edmunds Way in 2022 included the installation of new sidewalk surfaces and cement concrete wheelchair ramps. A complete reassessment of all town sidewalks was conducted in 2022, which will culminate with a sidewalk

management plan and an accompanying capital improvement plan. The assessment identified approximately \$2.1 million in existing sidewalk repairs needed. Without an identified funding source, this cost will continue to rise.

Complete Streets

Public Works applied to become a Complete Streets Community and was awarded \$35,200 in State grant funds to assist with the development of a Townwide Prioritization Plan. The Town adopted a Complete Streets Policy, which was subsequently approved by the Massachusetts Department of Transportation (MassDOT). An online survey was conducted in August of 2022 with 808 respondents. The results were then presented to the Board of Selectmen (BOS) at their October 17, 2022 meeting, during which additional public input was obtained. The resulting plan was approved by MassDOT, after which the Town will be eligible for a total in construction funding grants of up to \$500,000 over the next five years. Approximately \$3.4 to \$4.4 million in Complete Streets projects were identified.

Lincoln Street Culvert Replacement

The culvert located just south of the Lincoln Street Elementary School failed in 2021. This structure conveys Cold Harbor Brook and is critical to safe and efficient traffic circulation to and from schools. In addition, the sidewalk located on the east side is used for student pedestrian access to the school. Final design and \$300,000 in construction funding was approved at the 2020 Annual Town Meeting (ATM). Construction began August 1, 2022 and was completed on August 25, 2022. The Town was successful in obtaining a \$50,000 earmark from the State to aid in paying for these improvements.

New Pickleball Courts at Ellsworth/McAfee Park

Project construction is complete and the courts were available for play in conjunction with the June 22nd Be Well Northborough community event at the Ellsworth/McAfee Park. Court amenities were improved with the addition of interior gates paid for with \$18,000 of Board of Selectmen American Rescue Plan Act (ARPA) supplemental funding.

New Assabet Playground

This project was funded by an appropriation of \$102,775 from free cash and \$452,225 from the Community Preservation Act (CPA) reserves at the 2020 ATM. The completed project replaced the Assabet Playground surface and equipment, resulting in a new and fully accessible play area. The work scope was enhanced with additional new fencing supported by allocated ARPA funds.

SCADA Project

The 2021 ATM approved funding for the Town's first Supervisory Control and Data Acquisition system for the water and sewer divisions. This allows operating staff to monitor and adjust control of critical water and sewer infrastructure remotely through a secure dedicated network. The first phase of implementation included two control stations as well as five monitoring locations. The operational software customization is complete. Installation of site-specific control panels continues, but has been delayed due to scarcity of materials. The system is expected to undergo testing early in 2023 with full commissioning by the end of that year.

A Federal earmark was included and approved as part of the recently signed omnibus bill which awards the Town \$491,000 for implementation of the final phase of the SCADA project. The grant funds 80% of the total costs with the remainder to be appropriated from water and sewer free cash at the 2023 ATM.

Northborough Reservoir Dam Removal

The Northborough Water Division owns a dam located in Shrewsbury and Boylston, which no longer provides a useful function for the Town. The Massachusetts Office of Dam Safety found the dam to be in poor condition and has ordered its repair or removal. A recent study concluded that removal is the most cost-effective and environmentally conscious alternative. The 2021 ATM approved funding for the design and permitting phase of the removal project in the amount of \$50,000, combined with an additional \$168,750 competitive grant awarded through the State.

Local environmental permit applications have been submitted. Recent amendments to State environmental regulations now require the project to prepare an Environmental Impact Report, which is a longer and more costly process. The design and permitting phase is complete and the Town intends to seek grant funding through the State Dam and Seawall Grant Program, as well as the Municipal Vulnerability Program to help fund the cost of the removal.

Dog Park

Adding a dog park to Northborough's recreational facilities was identified as a priority both in the Master Plan as well as in the Open Space Plan. CPA funding in the amount of \$35,500 was allocated to the first phase of the project which includes a siting study and preliminary design. A public input session was held on October 11, 2022 to obtain thoughts and opinions on 4 proposed locations. A Town owned property on Boundary Street was found to be the most appropriate. The conceptual design is complete and advancing into preliminary design. The Town will request CPA funds at the 2023 ATM for the final design and construction. In addition, a grant application for approximately \$225,000 was submitted to the Stanton Foundation for their consideration. The full Stanton Foundation application can be found in the meeting packet for reference.

Brigham Street Burial Ground Beautification

Northborough owns a pre-revolutionary war era burial ground on Brigham Street near the South Street end. The Northborough Historic District Commission installed interpretive signage in 2021 to bring public awareness to these grounds. CPA funds of \$137,500 were allocated at the 2022 ATM to remove dead and dying trees, loam and seed the impacted areas, and install a post and chain border. Trees requiring removal have been marked and the area has been surveyed along with the development of a base map. The project bid documents are being developed with an expected construction period during the first half of 2023, dependent upon availability of materials.

Senior Center Accessible Trail

The need for an accessible trail was identified in the Town's Master Plan as well as the Open Space Plan. The Town prepared a conceptual design in 2020 and submitted an unsuccessful grant application to the State. However, funding in the amount of \$28,500 was approved at the 2022 ATM which supports design permitting services. A land survey was completed this past fall and local environmental permit applications will be submitted shortly. The final design is expected to be complete in Spring of 2023. The Town will request \$370,000 in CPA funds at the 2023 ATM for final design and construction.

ADA Accessibility

Northborough has been awarded grant funds in the amount of \$49,600 from the Massachusetts Office on Disability to support preparation of an ADA self-evaluation and transition plan. The work will include accessibility evaluations of Town buildings, grounds, and parks. The objective is to identify where accessibility barriers exist at Town facilities and to develop a comprehensive plan to address these concerns. This work will be conducted by an architectural consultant in concert with Public Works and Town Administration. The expectation is that work on the self-evaluation and transition plan will be complete by the end of this calendar year.

Following Mr. Charpentier's presentation, questions and comments were heard from members of the Committee.

DPW FY2024 BUDGET PRESENTATION

Prior to Mr. Charpentier presenting the DPW Budget, Mr. Coderre informed the Committee that the facilities expenses were moved from the General Administration Budget to the DPW Budget.

Mr. Charpentier indicated that overall, the Department of Public Works General Fund budget is increasing \$465,316 or 13.3%. As Mr. Coderre indicated, \$271,959 of this increase is directly attributable to the movement of facilities expenses from General Administration to being a division within the Public Works Department. This division consolidates expenses from several other departments and centralizes them under the Facilities Manager for better oversight and management. Of the \$271,959 increase, \$183,000 is for the movement of expenses from other departments to the centralized Facilities Division. Controlling for the addition of the Facilities Division to Public Works, the general fund portion of the Public Works budget is increasing \$193,357 or 6.4%. He added that all divisions have significant increases in the costs for all general goods and utilities due to the inflationary impacts being felt across all industries, including a 20% increase for road salt.

Mr. Charpentier noted that the major department initiatives supported by the General Fund address safety and environmental compliance. These include mandated safety compliance with the Division of Labor Standards which has adopted the requirements of the Occupational Safety and Health Administration. The Town continues to implement new components of the required Stormwater Pollution Prevention Plan, improvements to roadway and roadside safety, compliant removal and disposal of street sweeping and catch basin debris, proper disposal of resident generated yard waste, maintenance and repairs to our parks and monuments, and biannual street sweeping.

SOLID WASTE FY2024 BUDGET PRESENTATION

Mr. Charpentier indicated that overall, the Solid Waste and Recycling budget is increasing by \$112,571, or 12.1%. The FY2024 fee revenues are projected to be \$530,000 and the FY2024 expenses are estimated at \$1,040,684 leaving a projected general fund subsidy of \$345,160 in addition to a transfer from the Solid Waste Fund Free Cash of \$165,524. In FY2024, the appropriation will again contain a \$10,000 Contingency Reserve account within the Solid Waste Fund to ensure adequate funding for the potential of an unforeseen event in the coming year.

Mr. Charpentier noted that recycling markets throughout the United States have gone through a difficult and complicated transition. In early 2018, China revised their specifications for acceptance of recyclable materials to an unachievably low contamination standard, which eliminated the option of exporting these commodities to China. This resulted in the need for a fast and drastic change to the market for recyclable materials in the United States. Market instability is projected to continue until new material recovery facilities can be brought on-line here in the United States and in emerging countries around the world. MassDEP regulations prohibit recyclable materials from entering the solid waste stream; therefore, collection and processing is mandated.

In 2019, the Town entered into a recycling contract for three (3) years with two (2) one-year extensions at the Town's option. The contract includes a 3% annual increase for collection throughout the duration. The contract also includes an annual Recycling Net Processing Cost Adjustment, which has allowed the Town to maintain costs associated with current recycling market trends and to minimize future significant increases. In FY2024 the Town is exercising the contract's final extension for year five.

Mr. Charpentier noted that the Town anticipates issuing a bid during FY2024 and expects there to be significant increases in collection and processing due to continued volatility in the recycling market. The bid process will take three to six months as extensive research is required. Part of this research will include several alternative contractual approaches.

WATER ENTERPRISE FUND FY2024 BUDGET PRESENTATION

Mr. Charpentier indicated that the FY2024 Water Enterprise Fund is budgeted at \$2,772,795, which is an increase of \$136,692 or 5.2%. This increase follows the 10.8% FY2023 budget reduction which was primarily attributed to the MWRA preliminary assessment going down by \$251,513. The cause of this was a shift in the share of the overall use from "bedroom communities" such as Northborough to Metro Boston as a result of businesses reopening after the initial effects of the pandemic. He noted that the FY2024 increase is attributed to several factors: including funding the required bi-annual system-side leak detection survey, inflationary increases to goods and services, reinstatement of \$50,000 toward the emergency account, and phasing back in of the annual hydrant replacement program, the latter two of which were eliminated due to financial constraints associated with the pandemic.

Mr. Charpentier added that in the second quarter of FY2014, a base charge was added to each water account to recover a portion of fixed costs paid from the enterprise fund such as debt, meter reading, billing, and collection, regardless of the amount of water usage. Based upon formal rate studies, the water utility user rates are expected to increase approximately 3% - 4% per year due to a combination of inflationary pressures (2-3% annually), annual water use fluctuations which trend downward between 0.5% and 1.0% due to mandated conservation measures, and the need to make regular infrastructure investments. The FY2024 user rates will be adjusted based upon a detailed rate study but are currently projected to increase between 3% and 4%. The base charge will also be evaluated as part of the rate study in an effort to maintain the appropriate ratio of fixed versus volumetric revenues. Mr. Charpentier noted that it is important that fees cover all of the direct and indirect costs of providing municipal water since not all residents use the service.

SEWER ENTEPRISE FUND FY2024 BUDGET PRESENTATION

Mr. Charpentier indicated that the FY2024 Sewer Enterprise Fund is budgeted at \$2,508,481, which is an overall increase of \$110,993 or 4.6%. The budget reflects an estimated 5% or \$44,728 increase in the Marlborough use charge. This value, along with several other smaller increases directly related to industry wide inflationary impacts and labor increase account for the FY2024 budget adjustments.

Mr. Coderre added that the critical issue facing the DPW Sewer Enterprise Fund continues to be negotiations for a new Intermunicipal Agreement with the City of Marlborough. The matter is currently in litigation, the outcome of which will establish our contribution to the operational expenses of the Westerly Wastewater Treatment Plan as well as Northborough’s share of the \$30 million plant improvement project.

Mr. Charpentier indicated that the sewer rates were increased significantly in the second quarters of FY2014, FY2016, FY2017, and FY2018 in anticipation of a large plant improvement payment to Marlborough. The sewer use charges are evaluated as part of our comprehensive rate study. While final rate adjustments will be based upon the updated rate study, a modest increase is projected at this time for this coming fiscal year.

The Committee thanked Mr. Charpentier for his budget presentations. They also thanked him for all the great projects mentioned in his update.

MEETING SCHEDULE

Wednesday 2/22/2023 6PM	K-8 Schools and ARHS Budget Presentations <u>NOTE: Early starting time at 6PM</u>
Wednesday 3/1/2023 7PM	FY2023 Reserve Fund Transfers; Finance Office, Debt Budget; Health Insurance; Planning Department and Community Preservation Committee Project Requests; Review of ATM Warrant Articles
Wednesday 3//8/2023 7PM	Assabet Valley Regional Technical HS; Police and Fire Budget Presentations; Any Other Presentations, if needed; Discussion regarding Committee Recommendations
Monday 3/27/2023 7PM	Joint Meeting with Board of Selectmen – Budget Hearing (Charter 6-5)
Monday 4/24/2023	6pm at ARHS Auditorium
June 2023	Wrap-Up; Year-end Transfers as needed

OTHER BUSINESS

None.

ADJOURNMENT

Ms. Hight moved the Committee vote to adjourn; Mr. Nieber seconded the motion; all members voted in favor.

Meeting adjourned at 8:30 p.m.

Respectfully submitted,

Diane M. Wackell
Executive Assistant

Documents used during meeting:

1. February 15, 2023 Meeting Agenda
2. February 8, 2022 Meeting Minutes
3. Memorandum – DPW Project Update
4. Informational packet – DPW Budget Presentation
5. Informational packet – Solid Waste Budget Presentation
6. Water Enterprise Fund – Budget Presentation
7. Sewer Enterprise Fund – Budget Presentation
8. Meeting Schedule

The Public Schools of Northborough (PreK-8)

FY 2024 Recommended Budget

February 1, 2023



Educationally Sound and Fiscally Responsible

The Public Schools of Northborough

Statement of Vision and Mission

The **Mission** of the Public Schools of Northborough is to Educate, Inspire, and Challenge all students.

The **Vision** is that Our Students Will Be:

- Collaborators
- Critical and Creative Thinkers
- Communicators
- Socially and Civically Engaged
- Growth-Oriented
- Healthy and Balanced

Educationally Sound and Fiscally Responsible

The Public Schools of Northborough

Fiscal Year 2024 Budget Process

- **September:**

- Review Budget Calendar and Budget Goals at Northborough School Committee Meeting
- Review of Budget Goals and Fiscal Year 2023-2024 Budget Expectations by Superintendent and Leadership Team

- **October:**

- Review Budget Calendar and Budget Goals at Northborough School Committee Meeting
- Preliminary Budget Discussion with Town Administrator and Leadership Team
- Meet with Capital Planning Subcommittee to Review and Revise FY24 Capital Plan
- Preliminary Budgets Submitted to Central Office from All Schools and District Administrators

- **November:**

- Review Budget Calendar and Budget Goals at Northborough School Committee Meeting
- School Committee Approval of FY24 Capital Plan, November 1, 2022
- Operational Budget Subcommittee Meeting, November 8, 2022 — FY24 Preliminary Budget Discussion

The Public Schools of Northborough

Fiscal Year 2024 Budget Process

- **December:**

- ~~School Committee Approval of FY23 Budget Goals, December 7, 2022~~
- ~~Preliminary Budget Presented to School Committee, December 7, 2022~~
- ~~Presentation by Town Administrator to All Town Boards, Financial Trend Monitoring Meeting, December 15, 2022~~
- ~~Ongoing Budget Review and Revisions with Operational Budget Subcommittee~~

- **January-February:**

- Superintendent's Recommended Budget Presented to the School Committee, February 1, 2023
- School Committee Vote FY24 Budget

- **March - April:**

- Public Hearing at School Committee Meeting, March 1, 2023
- Meet with Northborough Appropriations Committee
- Northborough Town Meeting, April 24, 2023

Educationally Sound and Fiscally Responsible

The Public Schools of Northborough

Fiscal Year 2024 Budget Variables

Collective Bargaining COLAs **(In process)**

~~Out of District Special Education Funding (14% increase)~~ **(Known)**

~~Out of District Special Education Transportation~~ **(Known)**

~~Increased Energy Costs~~ **(Known)**

~~Cost of Supplies and Materials~~ **(Known)**

~~Cost of Services~~ **(Known)**

Educationally Sound and Fiscally Responsible

The Public Schools of Northborough

Fiscal Year 2024

LEVEL SERVICES BUDGET

- **The same services that were provided in the previous fiscal year are continued in the next fiscal year.**
- **Funding for the budget would increase in order to cover salary and cost increases.**
- **No new positions, programs, or services are included.**

The Public Schools of Northborough

Fiscal Year 2024 Approved Budget Goals

Recruit, maintain, and support high-quality staff:

- Create a math interventionist position at each elementary school (NA)*
- Create health educator positions at the elementary level (NA)
- Re-establish a fifth-grade strings program (NA)
- Create a K-8 maintenance and grounds position (NA)
- Add a special education team chairperson for elementary and middle school levels (NA)
- Increase instructional technology specialists and technology support to create a daily presence at all elementary and middle schools (NA)
- NA=Not Achieved A=Achieved

The Public Schools of Northborough

Fiscal Year 2024 Approved Budget Goals

Maintain and improve the District's capital assets:

- Fund the technology replacement cycle for students and staff (A)
- Maintain and improve technology assets and infrastructure in classrooms (A-Grant Funded)
- Fund the Fiscal Year [2024-2029 Facilities Capital Plan](#) Implement and expand safety and security measures within school buildings (NA)
- Create and maintain outdoor learning spaces

The Public Schools of Northborough

Fiscal Year 2024 Approved Budget Goals

Meet the needs of all learners:

- Provide updated and evidenced-based mathematics curriculum for middle school (A-Grant Funded)
- Provide updated and evidenced-based ELA curriculum for elementary schools (A-Grant Funded)
- Support class student/teacher ratios in accordance with the [Class Size policy I-240](#). (A)
- Support culturally responsive classroom practices (A)

Educationally Sound and Fiscally Responsible
The Public Schools of Northborough
Fiscal Year 2024 Budget Process

Budget Process (FY'23 - \$26,692,953)	Budget	Increase from FY23	%	Reduction
Initial Budget Requests (Oct)	\$30,728,164	\$4,035,211	15.12%	(\$1,095,487)
Preliminary Budget (Nov-Dec)	\$29,632,677	\$2,939,724	11.01%	(\$1,364,167)
Superintendent's Revised Preliminary Budget (Jan)	\$28,268,510	\$1,575,557	5.90%	(\$267,283)
Superintendent's Recommended Budget (Feb)	\$28,001,227	\$1,308,274	4.90%	
School Committee Voted Budget (Feb)				

Educationally Sound and Fiscally Responsible
The Public Schools of Northborough
Fiscal Year 2024 Budget Drivers

	Preliminary	Revised Preliminary	Recommended
Out of District & Collaborative Tuitions	\$1,064,634	\$529,999	\$389,999
Transportation - Special Education	\$393,413	\$194,852	\$154,852
Salary Increases & COLAs	\$1,137,029	\$718,482	\$632,519
Electricity & Heating	\$135,500	\$135,500	\$135,500
Substitutes - Teachers, Nurses & LOAs	\$62,850	\$62,850	\$62,850
Total:	\$2,793,426	\$1,641,683	\$1,377,720

Educationally Sound and Fiscally Responsible
The Public Schools of Northborough
Fiscal Year 2024 Budget Reductions

	Preliminary	Revised Preliminary	Recommended
Circuit Breaker Special Education Tuition reimbursement offsets*	(\$900,309)	(\$1,100,309)	(\$1,350,309)
Circuit Breaker Special Education Transportation reimbursement offsets	(\$110,516)	(\$110,516)	(\$110,516)
Potential Retirements & LOAs	(\$84,662)	(\$163,209)	(\$221,189)
Subtotal:	(\$1,095,487)	(\$1,374,034)	(\$1,682,014)

*FY23 Circuit Breaker - \$900,309 and FY24 Circuit Breaker - \$450,000

Educationally Sound and Fiscally Responsible
The Public Schools of Northborough
Fiscal Year 2024 Budget Reductions

	Preliminary	Revised Preliminary	Recommended
Salary Increases & COLAs	\$0	(\$200,000)	(\$164,154)
Reduction of Positions	\$0	(\$140,000)	(\$57,113)
ESSER III Funds	\$0	(\$150,000)	(\$164,520)
Special Education Budget Adjustments	\$0	(\$595,620)	(\$634,136)
Facility Rental Revolving Funds	\$0	(\$0)	(\$25,000)
Subtotal New Offsets:	\$0	(\$1,085,620)	(\$1,044,923)
Total Offsets:	(\$1,095,487)	(\$2,459,654)	(\$2,726,937)

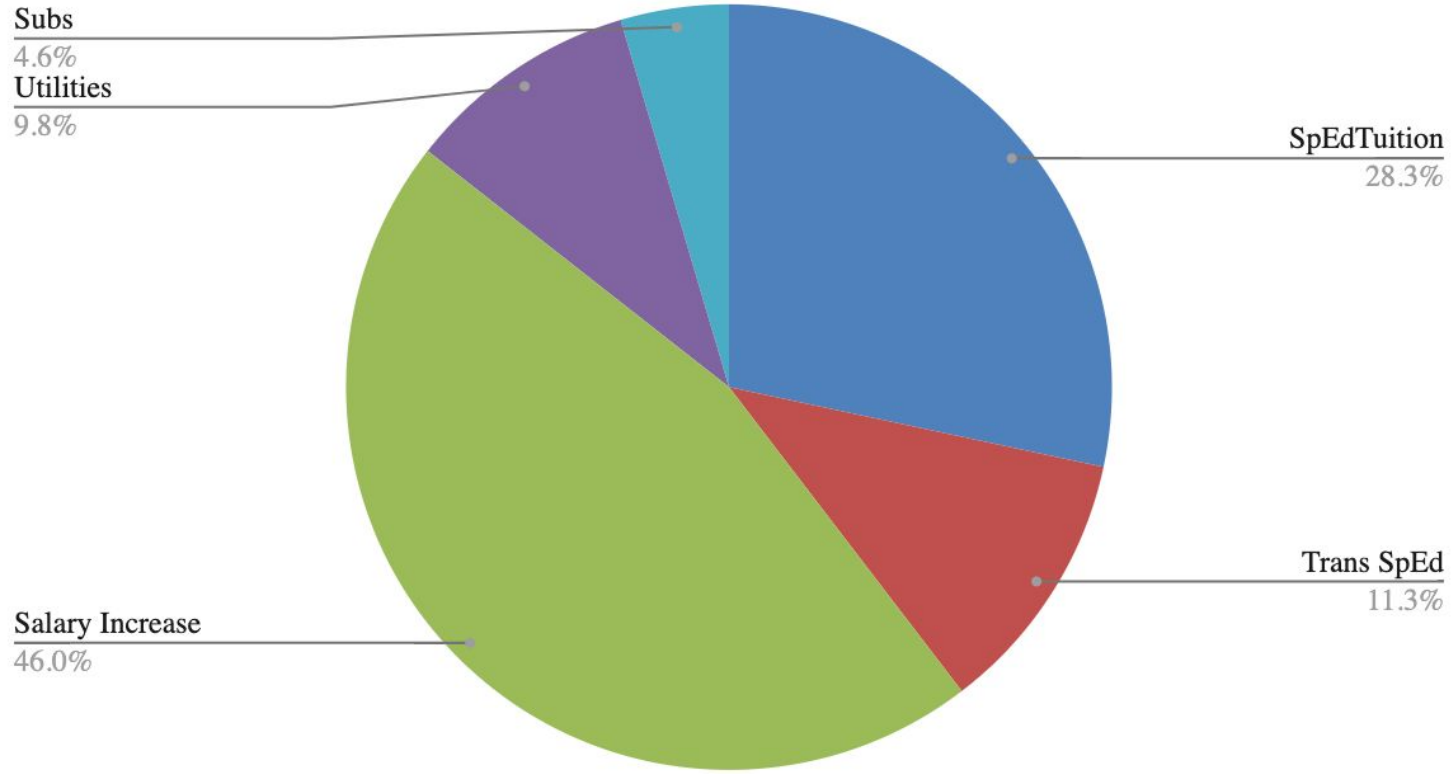
The Public Schools of Northborough

Fiscal Year 2024 Recommended Budget

Recommended FY 2024 Budget	\$28,001,227
Appropriated FY 2023 Budget	\$26,692,953
Recommended Budget Increase*	\$1,308,274

***Recommended FY24 Budget Increase is 4.90%**

NB FY'24 Budget Increase \$1,308,274



The Public Schools of Northborough

Fiscal Year 2024 Impact of Reductions

- Reduction of 2 positions
- Utilization of FY24 Circuit Breaker funds may impact FY25 Special Education budget
- Utilization of ESSER III will amend original, approved plan
- Utilization of IDEA Special Education grant for transportation will reduce amount available for other needs
- Utilization of Facility Rental Revolving Account will reduce amount available for emergency facility needs
- Enrollment numbers are always subject to change based on new students
- Level Service Budget does not allow for any unforeseen expenditures

Educationally Sound and Fiscally Responsible
The Public Schools of Northborough
Fiscal Year 2024 Staffing Requests - NOT IN BUDGET

PRIORITY	POSITION(S)	FTE	PROJECTED COST	DESCRIPTION	INITIAL REQUEST
1	Mathematics Interventionists	4.0	\$314,188.00	Support the math progress of elementary students who have been identified as requiring Tier I and II support	FY23
2	Education Support Professional (ESP)	2.0	\$49,440.00	New ESP positions to support Preschool students moving into Castle programs	FY24
3	Math Teacher	1.0	\$78,547.00	Create math intervention model at Melican	FY23
4	Team Chair	1.0	\$102,088.00	Special Education Team Chair to support elementary schools	FY23 - DEFERRED
5	Reading Tutors	2.0	\$79,590.70	Provide small group reading intervention to identified students at the Tier I and Tier II level	FY24
6 - TIE	.2 FTE Adaptive Physical Education Teacher	0.08	\$8,349.76	Continue APE services and assessments across the District	FY24
6 - TIE	ELD Educator	1.0	\$78,547.00	Address achievement gaps and provide instructional time to increasing number of ELs	FY24
7	Health Educators	2.0	\$157,094.00	Teach Health/Wellness Class for each classroom once a week, shared between 2 elementary schools	FY23
8	Maintenance Supervisor	1.0	\$63,232.00	Provide maintenance to buildings and systems as well as support grounds maintenance	FY24
9	Elementary Strings Program	0.8	\$62,837.60	Create Grade 5 strings program in the 4 elementary schools	FY23
10	Human Resource Generalist	0.4	\$26,000.00	Central Office position specialized in talent acquisition, recruitment, and retention	FY23

Total FTE: 15.28 Cost: \$1,019,914.06

Educationally Sound and Fiscally Responsible
The Public Schools of Northborough

Fiscal Year 2024 Instructional Materials

Moved on ESSER II:

ELD Kindergarten Curriculum	\$6,220
-----------------------------	---------

Moved from Budget on ESSER III:

ELA Coordinator Salary	\$35,000
Middle School Science Curriculum	\$10,000
EnVision Math K-5	\$31,520
Middle School Math Curriculum	\$20,000
Student and Staff Devices	\$68,000
	\$164,520

Educationally Sound and Fiscally Responsible
The Public Schools of Northborough

Fiscal Year 2024 Instructional Materials

Not Included in Budget:

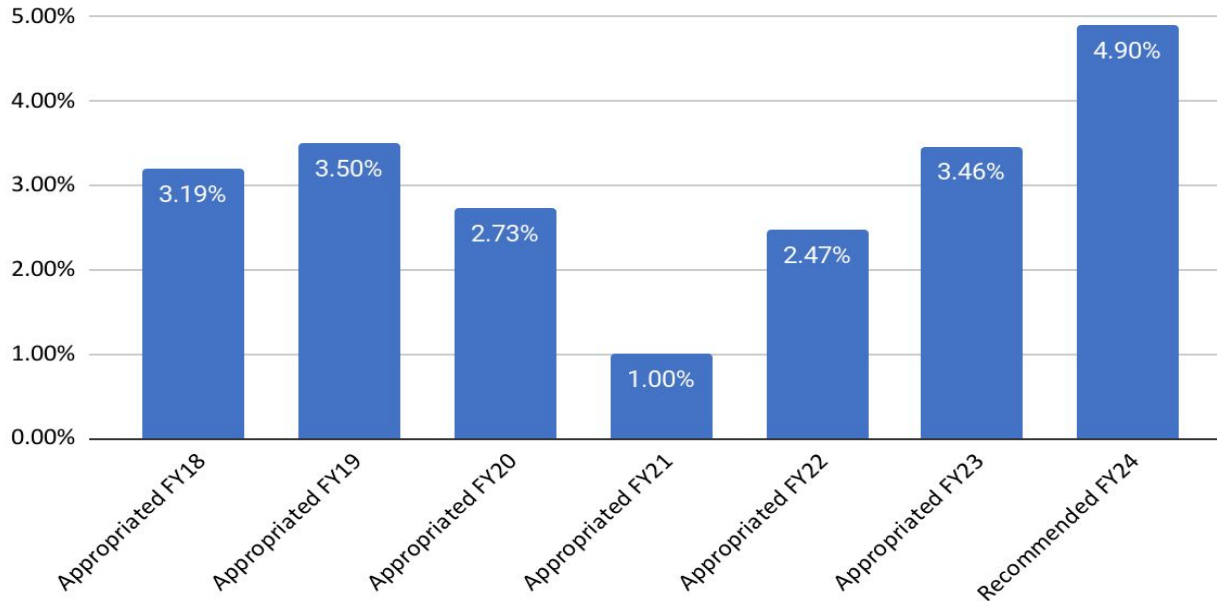
Strings Program Instrument Lease & Materials	\$7,500
ELA K-5 Curriculum & Professional Development	\$190,180
ST Math K-5	\$22,000
Math Screening & Diagnostic Assessment	\$4,895
	\$224,575

Educationally Sound and Fiscally Responsible

The Public Schools of Northborough

Fiscal Year 2024 Recommended Budget

Northborough Public Schools Fiscal Year Budget Percentages



Northborough Public School District

FY2024 Budget

Public Hearing



March 1, 2023

6:30 p.m.

Melican Middle School
145 Lincoln Street
Northborough, MA 01532

Northborough Public Schools

School Committee

Kelly L. Guenette, Chairperson
Erin E. Tagliaferri, Vice-Chairperson
Lauren C. Bailey-Jones, Secretary
Joan G. Frank
Bryce A. MacKnight

Administration

Gregory L. Martineau, Superintendent of Schools
Keith T. Lavoie, Assistant Superintendent of Operations
Stefanie K. Reinhorn, Ed.D, Assistant Superintendent of Teaching & Learning
Marie B. Alan, Director of Student Support Services
Kathleen J. Clark, Assistant Director of Student Support Services
Helene Desjardins, Assistant Director of Student Support Services
Julie G. Doyle, Director of Instructional Technology and Digital Learning
Mary Ellen Duggan, District Wellness Coordinator and Nurse Leader
Jennifer Henry, Early Childhood Administrator
Megan Kelty, English Language Arts Coordinator PreK-8
Deborah Q. Lemieux, Assistant Director of Student Support Services
Jennifer Lipton-O'Connor, Social Emotional Learning Coordinator PreK-12
Ryan O'Leary, Director of Information Technology
Rebecca J. Pellegrino, Director of Finance
Heather A. Richards, Executive Director of Human Resources
Rhoda Webb, Director of English Learners and Equity

Budget Priorities

Recruit, maintain, and support high-quality staff:

- Create a math interventionist position at each elementary school
- Create health educator positions at the elementary level
- Re-establish a fifth-grade strings program
- Create a K-8 maintenance and grounds position
- Add a special education team chairperson for elementary and middle school levels
- Increase instructional technology specialists and technology support to create a daily presence at all elementary and middle schools

Maintain and improve the District's capital assets:

- Fund the technology replacement cycle for students and staff
- Maintain and improve technology assets and infrastructure in classrooms
- Fund the Fiscal Year [2024-2029 Facilities Capital Plan](#) Implement and expand safety and security measures within school buildings
- Create and maintain outdoor learning spaces

Meet the needs of all learners:

- Provide updated and evidenced-based mathematics curriculum for middle school
- Provide updated and evidenced-based ELA curriculum for elementary schools
- Support class student/teacher ratios in accordance with the [Class Size policy I-240](#).
- Support culturally responsive classroom practices

NORTHBOROUGH PUBLIC SCHOOLS
FY2024 Public Hearing Budget

REGULAR DAY PROGRAMS

ADMINISTRATION (1000)	\$ 855,053
INSTRUCTION (2000)	\$ 14,104,554
OTHER STUDENT SERVICES (3000)	\$ 1,152,682
OPERATION AND MAINTENANCE OF BUILDINGS (4000)	\$ 1,920,823
FIXED CHARGES (5000)	<u>\$ 656,607</u>

SPECIAL EDUCATION PROGRAMS

ADMINISTRATION (1000)	\$ 39,200
INSTRUCTION (2000)	\$ 7,345,446
OTHER STUDENT SERVICES (3000)	\$ 858,522
OPERATION AND MAINTENANCE OF BUILDINGS (4000)	\$ 5,200
FIXED CHARGES (5000)	\$ 2,118
PROGRAMS WITH OTHER SCHOOL DISTRICTS (9000)	<u>\$ 1,061,022</u>

TOTAL ALL PROGRAMS

\$ 28,001,227

NORTHBOROUGH PUBLIC SCHOOLS

FY2024 Public Hearing Budget

Regular Day Programs	FY2023 BUDGET	FY2024 REQUEST	PERCENT CHANGE
<u>ADMINISTRATION (1000)</u>			
School Committee	\$ 11,800	\$ 16,760	42.03%
Superintendent's Office	\$ 150,842	\$ 150,842	0.00%
Assistant Superintendent	\$ 150,978	\$ 151,056	0.05%
District Wide Administration	\$ 31,228	\$ 31,228	0.00%
Business and Finance	\$ 242,589	\$ 242,819	0.09%
Human Resources	\$ 127,228	\$ 129,368	1.68%
Legal Services	\$ 36,000	\$ 36,960	2.67%
Administrative Technology	\$ 92,400	\$ 96,020	3.92%
TOTALS	\$ 843,065	\$ 855,053	1.42%
<u>INSTRUCTION (2000)</u>			
Department Heads	\$ 236,014	\$ 235,814	-0.08%
Instructional Tech Leadership and Training	\$ 256,547	\$ 256,547	0.00%
Principals' Office	\$ 1,135,822	\$ 1,137,472	0.15%
Team Leaders - Bldg Level	\$ 34,196	\$ 34,196	0.00%
Admin Tech and Support - Schools	\$ 10,950	\$ 11,428	4.37%
Teacher Salaries	\$ 10,887,713	\$ 10,882,713	-0.05%
Teacher Specialists	\$ 46,000	\$ 55,500	20.65%
Substitutes	\$ 110,000	\$ 162,850	48.05%
Instructional Assistants	\$ 114,424	\$ 114,424	0.00%
Librarians/Media Center	\$ 458,653	\$ 458,653	0.00%
Professional Development Leadership	\$ 35,280	\$ 35,300	0.06%
Professional Development Teacher/Staff	\$ 48,350	\$ 49,441	2.26%
Professional Development Substitutes	\$ 10,588	\$ 10,905	2.99%
Textbooks	\$ 49,136	\$ 17,600	-64.18%
Instructional Materials	\$ 83,245	\$ 73,600	-11.59%
Other Instructional Materials	\$ 12,133	\$ 12,600	3.85%
Instructional Equipment	\$ 7,184	\$ 7,184	0.00%
General Supplies	\$ 49,920	\$ 53,520	7.21%
Other Instructional Services	\$ 800	\$ 800	0.00%
Instructional Hardware	\$ 45,150	\$ -	-100.00%
Other Instructional Hardware	\$ 100,112	\$ 109,912	9.79%
Instructional Software	\$ 74,600	\$ 74,700	0.13%
Guidance Services	\$ 309,395	\$ 309,395	0.00%
TOTALS	\$ 14,116,212	\$ 14,104,554	-0.08%

NORTHBOROUGH PUBLIC SCHOOLS
FY2024 Public Hearing Budget

OTHER STUDENT SERVICES (3000)

Attendance Services	\$ 11,903	\$ 11,903	0.00%
Health Services	\$ 598,149	\$ 610,144	2.01%
Transportation	\$ 457,730	\$ 466,885	2.00%
Transportation Activities	\$ 24,700	\$ 28,900	17.00%
Athletics	\$ 24,500	\$ 28,000	14.29%
Student Activities	\$ 6,600	\$ 6,850	3.79%
TOTALS	\$ 1,123,582	\$ 1,152,682	2.59%

OPERATION AND MAINTENANCE OF BUILDINGS (4000)

Custodial Salaries	\$ 738,907	\$ 738,907	0.00%
Custodial Supplies	\$ 87,300	\$ 96,400	10.42%
Heating	\$ 172,000	\$ 191,000	11.05%
Electricity	\$ 249,500	\$ 366,000	46.69%
Telephone	\$ 38,300	\$ 38,300	0.00%
Gas & Gasoline	\$ 5,000	\$ 5,000	0.00%
Water	\$ 27,800	\$ 27,800	0.00%
Maintenance of Grounds	\$ 25,000	\$ 25,000	0.00%
Maintenance of Buildings	\$ 167,300	\$ 142,300	-14.94%
Maintenance of Equipment	\$ 25,943	\$ 26,118	0.67%
Tech Infra, Main & Support - Salaries	\$ 214,198	\$ 214,198	0.00%
Tech Infra, Main & Support - Other	\$ 65,700	\$ 49,800	-24.20%
TOTALS	\$ 1,816,948	\$ 1,920,823	5.72%

FIXED CHARGES (5000)

Rentals & Leases	\$ 24,088	\$ 24,088	0.00%
Contractual Obligations	\$ -	\$ 632,519	-
TOTALS	\$ 24,088	\$ 656,607	2625.87%

TOTAL REGULAR DAY PROGRAMS	\$ 17,923,895	\$ 18,689,719	4.27%
-----------------------------------	----------------------	----------------------	--------------

NORTHBOROUGH PUBLIC SCHOOLS
FY2024 Public Hearing Budget

	FY2023	FY2024	PERCENT
Special Education Programs	BUDGET	REQUEST	CHANGE
<u>ADMINISTRATION (1000)</u>			
Legal Services	\$ 30,000	\$ 33,000	10.00%
Administrative Technology	\$ 5,700	\$ 6,200	8.77%
TOTALS	\$ 35,700	\$ 39,200	9.80%
<u>INSTRUCTION (2000)</u>			
Supervision	\$ 278,762	\$ 276,762	-0.72%
Team Leaders	\$ 2,159	\$ 2,159	0.00%
Teaching	\$ 6,137,955	\$ 6,137,955	0.00%
Professional Development	\$ 5,620	\$ 8,570	52.49%
Instructional Technology	\$ 12,000	\$ 12,000	0.00%
Psychological Services	\$ 879,427	\$ 908,000	3.25%
TOTALS	\$ 7,315,923	\$ 7,345,446	0.40%
<u>OTHER STUDENT SERVICES (3000)</u>			
Health Services	\$ 114,000	\$ 76,576	-32.83%
Transportation*	\$ 625,094	\$ 781,946	25.09%
TOTALS	\$ 739,094	\$ 858,522	16.16%
<u>OPERATION AND MAINTENANCE OF BUILDINGS (4000)</u>			
Maintenance of Equipment	\$ 5,200	\$ 5,200	0.00%
TOTALS	\$ 5,200	\$ 5,200	0.00%
<u>FIXED CHARGES (5000)</u>			
Rentals & Leases	\$ 2,118	\$ 2,118	0.00%
TOTALS	\$ 2,118	\$ 2,118	0.00%
<u>PROGRAMS, NON-PUBLIC SCHOOLS (9000)</u>			
Tuition Out**	\$ 612,310	\$ 874,067	42.75%
Tuition Out Collaboratives	\$ 58,713	\$ 186,955	218.42%
TOTALS	\$ 671,023	\$ 1,061,022	58.12%
TOTAL SPECIAL EDUCATION PROGRAMS	\$ 8,769,058	\$ 9,311,508	6.19%

* Special Education Transportation offset by Special Education Circuit Breaker reimbursement of \$110,516

** Out of District tuition offset by Special Education Circuit Breaker reimbursement of \$1,350,309

Regular Day Programs	\$ 17,923,895	\$ 18,689,719	4.27%
Special Education Programs	\$ 8,769,058	\$ 9,311,508	6.19%
GRAND TOTAL	\$ 26,692,953	\$28,001,227	4.90%

The Public Schools of Northborough
and Southborough
(Grades 9-12)

FY 2024 Recommended Budget

February 15, 2023



'Guys and Dolls' pushes cast, crew collaborate on a winning musical production
Katy O'Connell, ARHS Harbinger Photo Editor

Educationally Sound and Fiscally Responsible

The Public Schools of Northborough and Southborough

Statement of Vision and Mission

The **Mission** of the Public Schools of Northborough is to Educate, Inspire, and Challenge all students

The **Vision** is that Our Students Will Be:

- Collaborators
- Critical and Creative Thinkers
- Communicators
- Socially and Civically Engaged
- Growth-Oriented
- Healthy and Balanced

Educationally Sound and Fiscally Responsible

The Public Schools of Northborough and Southborough

Fiscal Year 2024 Budget Process

- **September:**

- ~~Review Budget Calendar and Budget Priorities at Regional School Committee Meeting~~
- ~~Review of Budget Priorities and Fiscal Year 2024 Budget Expectations by Superintendent and Leadership Team~~

- **October:**

- ~~Meet with Capital Planning Subcommittee and review and revise FY24 Capital Plan~~
- ~~Review Budget Priorities at Regional School Committee Meeting~~
- ~~Initial Budgets submitted to Central Office from all schools and district administrators~~

- **November:**

- ~~Proposed Operating Budgets prepared by administrators and reviewed with Leadership Team for analysis~~
- ~~Meet with Towns' budget teams to review budgetary targets~~
- ~~School Committee approval of FY24 Budget Priorities, November 16, 2022~~
- ~~School Committee approval of FY24 Capital Plan, November 16, 2022~~
- ~~Preliminary Budget discussion with Operational Budget Subcommittee, November 21, 2022~~

Educationally Sound and Fiscally Responsible

The Public Schools of Northborough and Southborough

Fiscal Year 2024 Budget Process

- **December:**

- ~~○ Preliminary Budget presented to School Committee, Wednesday, December 21, 2022~~
- ~~○ Ongoing Budget Review and Revisions with Operational Budget Subcommittee~~

- **January-February:**

- ~~○ Revised Preliminary Budget presented to School Committee, Wednesday, January 18, 2023~~
- ~~○ Meet with Southborough Financial Advisory, Saturday, January 28, 2023~~
- ~~○ Ongoing budget review and revisions with Operational Budget Subcommittee~~
- ~~○ Meet with Northborough Financial Planning, Thursday, February 9, 2023~~
- Recommended Budget presented to School Committee, Wednesday, February 15, 2023
- School Committee vote FY24 Budget
- Meet with Northborough Appropriations Committee, Wednesday, February 22, 2023

- **March-April:**

- Public Hearing, FY24 Budget, Wednesday, March 15, 2023
- Southborough Town Meeting, Saturday, March 25, 2023
- Northborough Town Meeting, Monday, April 24, 2023

Educationally Sound and Fiscally Responsible

The Public Schools of Northborough and Southborough

Fiscal Year 2024 Budget Memo

The Public Schools of
NORTHBOROUGH and SOUTHBOROUGH
OFFICE OF THE SUPERINTENDENT
51 PARKERVILLE ROAD • SOUTHBOROUGH, MASSACHUSETTS 01772
TELEPHONE (508) 486-5115 FAX (508) 486-5123 www.naboro.k12.ma.us

GREGORY L. MARTINEAU
Superintendent of Schools

KEITH T. LAVOIE
Assistant Superintendent of Operations

STEFANIE K. REINHORN, Ed.D.
Assistant Superintendent of Teaching and Learning

MEMORANDUM

To: Northborough-Southborough Regional School Committee Members
From: Gregory L. Martineau, Superintendent of Schools
Date: November 16, 2022
RE: FY 2024 Enrollment and Budget Analysis

I want to provide you with an overview of the Northborough-Southborough Regional School District's Fiscal Year 2024 Budget landscape and also provide you with historical and future enrollment projections. The Fiscal Year 2024 Preliminary Budget includes a number of assumptions that are important to communicate. The Fiscal Year 2024 Preliminary Budget assumes that:

1. Increase is 4.5% over Fiscal Year 2023;
2. No additional Chapter 70 state aid will be received by the Towns of Northborough and Southborough;
3. Inflationary Costs of Goods and Services;
4. Insurance costs will increase 7% to 10% due to NFP's forecasts;
5. Collective Bargaining COLAs - Unknown; and,
6. Out of District Special Education Costs (14% increase).

The Fiscal Year 2024 town assessments for the Algonquin Regional High School (ARHS) are based upon the October 1, 2022, actual enrollments. Algonquin Regional High School enrollment percentage for Northborough is 61.22% and Southborough is 38.78%. This represents a .14% enrollment increase for Northborough and a (.14%) decrease for Southborough for Fiscal Year 2024. The historical enrollment trends are outlined in **Table A**.

Educationally Sound and Fiscally Responsible

The Public Schools of Northborough and Southborough

Fiscal Year 2024 Budget Variables

Collective Bargaining COLAs **(In process)**

~~Out of District Special Education Funding (14% increase)~~ **(Known)**

~~Special Education Transportation~~ **(Known)**

~~Increased Energy Costs~~ **(Known)**

~~Cost of Supplies and Materials~~ **(Known)**

~~Cost of Services~~ **(Known)**

Insurance Rates **(In process)**

The Public Schools of Northborough and Southborough

Fiscal Year 2024 Approved Budget Priorities

- Prioritize social, emotional, and physical well-being of students and staff, and especially requirements related to the COVID-19 pandemic.
- Maintain high quality staff, instructional programming and instructional resources, including technology.
- Strive to achieve class size according to school committee policy.
- Prepare all students for high levels of success in college and career readiness.
- Fund the initiatives of the School Improvement Plan and the Vision 2026 Strategic Plan.
- Create and fund a short and long-term Capital Plan for the high school.
- Fund the School Committee approved initiatives that are recommended by the Coalition for Equity.

Educationally Sound and Fiscally Responsible

The Public Schools of Northborough and Southborough Fiscal Year 2024 Approved Budget Priorities

For purposes of clarity the major initiatives for funding include:

- 1. Empowering Learners: Implement instructional practices that engage students in developing and demonstrating their knowledge and skills through rigorous, innovative, and relevant learning experiences.**
- 2. Equity of Opportunity: Provide all students access to challenging and culturally responsive learning experiences that meet their individual needs.**
- 3. Healthy and Balanced Learners: Prioritize social, emotional, and physical well-being of students.**
- 4. Educator Learning and Leadership: Demonstrate continual growth through professional collaboration.**
- 5. Finance and Operations to Support Teaching and Learning: Develop, support and operate sustainable, attractive and well maintained schools.**
 - Seek capital funding from the towns of Northborough and Southborough to fund the Algonquin Regional High School Athletic Complex Project**

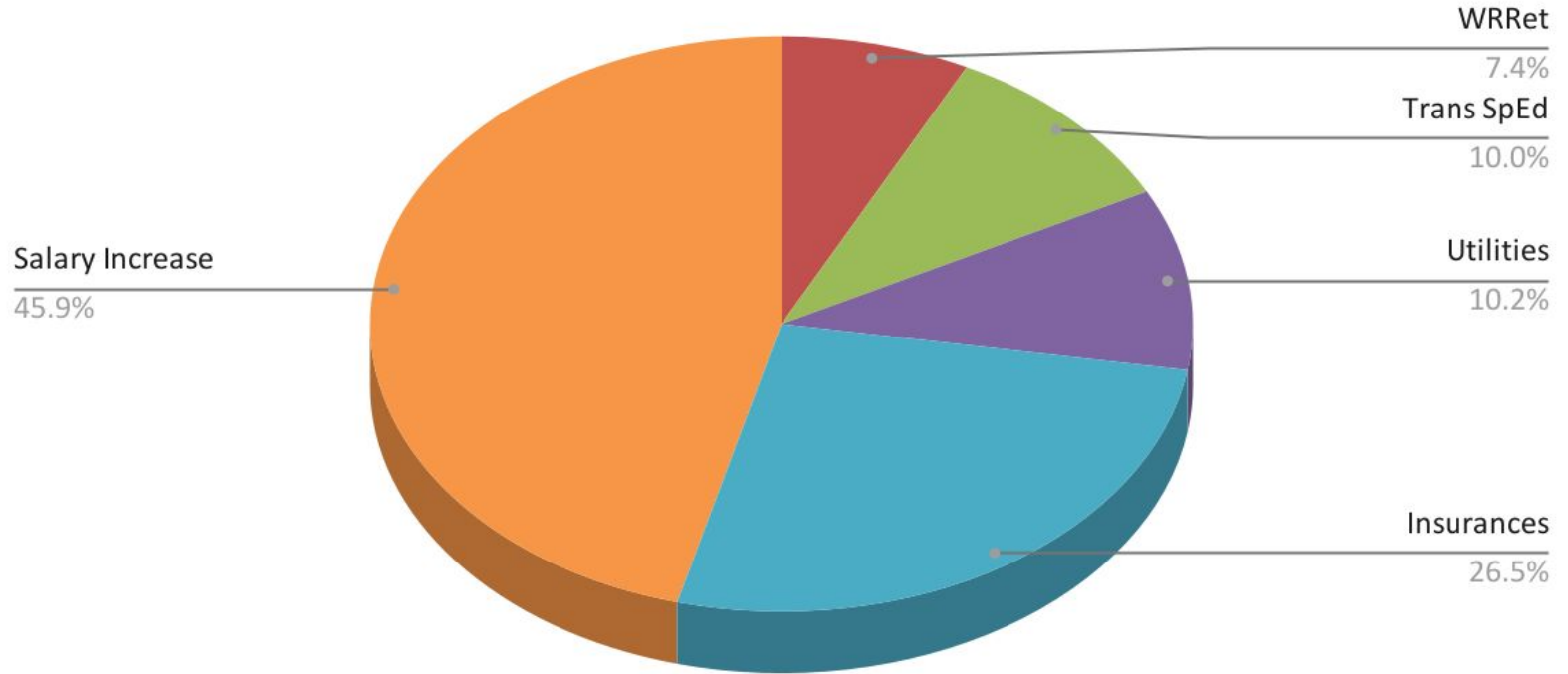
The Northborough-Southborough Regional School Committee additionally commits to a strong, cooperative working relationship with other parts of the town governments in the development of the school budget; and the involvement of parents and the community as active partners with the school.

Educationally Sound and Fiscally Responsible

The Public Schools of Northborough and Southborough
Fiscal Year 2024 Budget Process

Budget Process (FY'23 - \$25,727,081)	Budget	Increase from FY23	%	Reduction
Initial Budget Requests (Oct)	\$28,034,011	\$2,306,930	8.97%	(\$873,465)
Preliminary Budget (Dec)	\$27,160,546	\$1,433,465	5.57%	(276,374)
Revised Preliminary Budget (Jan)	\$26,884,172	\$1,157,091	4.50%	(293,826)
Superintendent's Recommended Budget (Feb)	\$26,590,346	\$863,265	3.36%	
School Committee Voted Budget				

ARHS FY'24 Budget Increase - \$863,265



Educationally Sound and Fiscally Responsible

The Public Schools of Northborough and Southborough
Fiscal Year 2023 Budget Process*

Budget Process (FY'22 - \$24,976,703)	Budget	Increase from FY22	%	Reduction
Initial Budget Requests (Oct)	\$27,049,965	\$2,073,262	8.30%	(\$943,812)
Preliminary Budget (Dec)	\$26,106,153	\$1,129,450	4.52%	(\$379,072)
Superintendent's Recommended Budget (Jan)	\$25,727,081	\$750,378	3.00%	
School Committee Approved Budget (Feb)				

Educationally Sound and Fiscally Responsible

The Public Schools of Northborough and Southborough

Overview of Percentage Increase

Fiscal Year 2023 Appropriated Budget \$25,727,081 Recommended FY24 Budget \$26,590,346*		
1% Increase	\$257,271	*(\$605,994)
2% Increase	\$514,542	*(\$348,723)
3% Increase	\$771,812	*(\$91,453)
4% Increase	\$1,029,083	*\$165,818
5% Increase	\$1,286,354	*\$423,089

Educationally Sound and Fiscally Responsible
The Public Schools of Northborough and Southborough
Fiscal Year 2024 Budget Drivers

	Preliminary	Revised Preliminary	Recommended
Student & Staff Devices	\$84,006	\$84,006	\$0
Worcester Reg. Retirement System	\$93,034	\$93,034	\$93,034
SpEd Out of District Transportation	\$93,059	\$124,559	\$124,559
Utilities - Electricity & Heating	\$127,400	\$127,400	\$127,400
Insurances (Health, Liability, Workers Comp)	\$331,766	\$331,766	\$331,766
Salary Increases & COLAs	\$724,328	\$599,728	\$574,602
Total:	\$1,453,593	\$1,360,493	\$1,251,361

Educationally Sound and Fiscally Responsible
The Public Schools of Northborough and Southborough
Fiscal Year 2024 Budget Reductions

	Preliminary	Revised Preliminary	Recommended
FY23 & FY24 Circuit Breaker Tuition Reimb.	(\$854,232)	(\$979,232)	(\$1,104,232)
FY23 Circuit Breaker Transportation Reimb.	(\$19,233)	(\$19,233)	(\$19,233)
Retirements & LOAs	\$0	(\$123,375)	(\$121,274)
Salary Increases & COLAs	\$0	(\$50,000)	(\$50,000)
Special Education Adjustments	\$0	(\$125,000)	(\$125,000)
ESSER III	\$0	\$0	(\$163,563)
Revolving Accounts - Lost Textbook & Tr.	\$0	\$0	(\$21,700)
Total:	(\$873,465)	(\$1,296,840)	(\$1,605,002)

The Public Schools of Northborough and Southborough
Fiscal Year 2024 Impact of Reductions

- Utilization of FY24 Circuit Breaker funds may impact FY25 Special Education budget
- Utilization of ESSER III will amend original, approved plan

Educationally Sound and Fiscally Responsible
The Public Schools of Northborough and Southborough
Fiscal Year 2024 Staffing Requests - NOT IN BUDGET

PRIORITY	POSITION(S)	FTE	PROJECTED COST	DESCRIPTION	INITIAL REQUEST
1	OG Reading Tutor	0.6	\$23,877	Provide Orton Gillingham tutoring services	FY24
2 - TIE	.2 FTE Adaptive Physical Education Teacher	0.06	\$6,263	Continue APE services and assessments across the District	FY24
2 - TIE	Team Chairperson	1.0	\$102,088	Special Education Team Chair to support high school	FY23
4	Library ESP	0.5	\$18,627	Restore position to 1.0 to allow staff to provide more opportunities to students and staff	FY23
5	Human Resource Generalist	0.3	\$19,500	Central Office position specialized in talent acquisition, recruitment, and retention	FY23
6	Varsity Assistant Coaches (5)		\$12,638	Add assistant coaches for 5 varsity teams: girls volleyball, field hockey, girls tennis, boys volleyball, and boys tennis	FY23
	TOTAL	2.46	\$182,993		

Educationally Sound and Fiscally Responsible

The Public Schools of Northborough and Southborough

Fiscal Year 2024 Instructional Material(s), Support(s), Position(s)

Included in Budget:

Elimination of Student Activity Fee	\$36,746
Internship/Externship Coordinator	\$100,000
USI Online Textbook	\$5,200
World Language Textbooks	\$5,000
Fine Arts Transportation	\$1,675
AP Human Geography Textbooks	\$20,295
	\$168,916

Educationally Sound and Fiscally Responsible
The Public Schools of Northborough and Southborough

Fiscal Year 2024 Instructional Materials

Moved from Budget onto ESSER III:

Student and Staff Devices	\$93,000
Translation Services	\$29,000
Tutor Salary	\$41,563
	\$163,563

Moved from Budget onto Revolving Accounts:

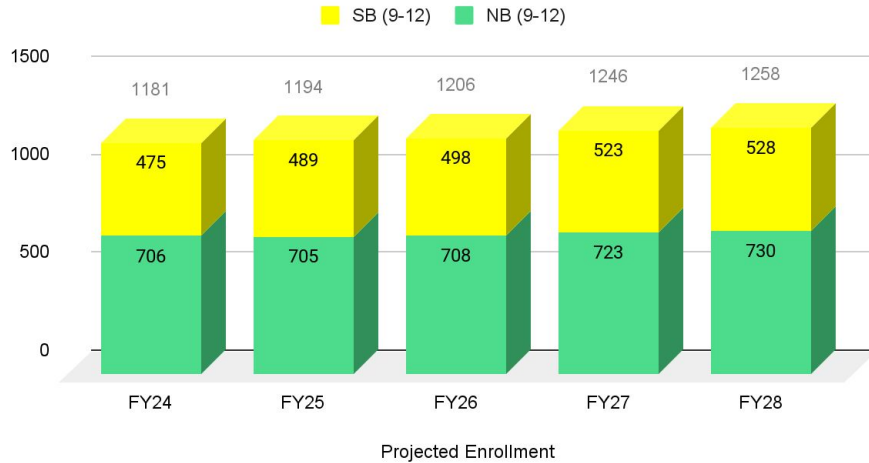
AP Biology Textbooks	\$14,900
Guidance Information System	\$6,800
	\$21,700

Educationally Sound and Fiscally Responsible

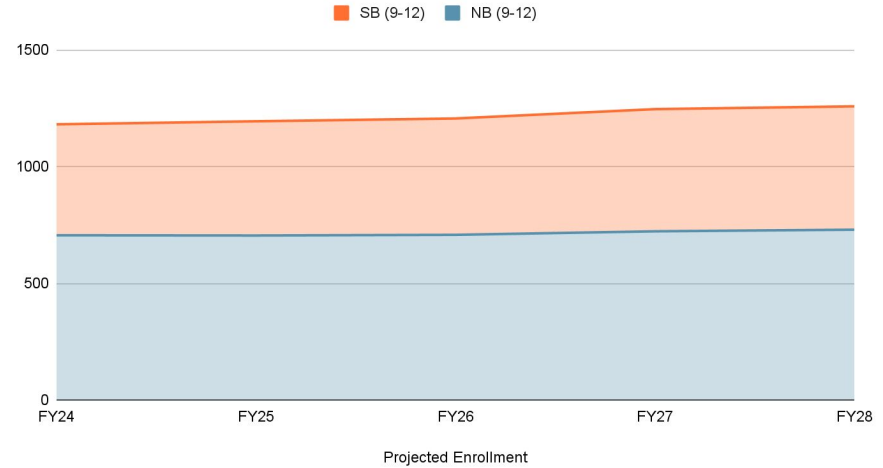
The Public Schools of Northborough and Southborough

Enrollment Comparison

ARHS Enrollment Projections (FY22 - FY27)



NB (9-12) and SB (9-12)



Educationally Sound and Fiscally Responsible

The Public Schools of Northborough and Southborough

Enrollment Comparison

Year	Northborough 10/1 Enrollments	Southborough 10/1 Enrollments
FY07	61.37%	38.63%
FY08	62.10%	37.90%
FY09	61.80%	38.20%
FY10	61.14%	38.86%
FY11	58.68%	41.32%
FY12	57.99%	42.01%
FY13	57.00%	43.00%
FY14	58.39%	41.61%
FY15	58.30%	41.61%
FY16	57.38%	42.62%
FY17	58.84%	41.16%
FY18	58.26%	41.74%
FY19	59.59%	40.41%
FY20	61.67%	38.33%
FY21	63.15%	36.85%

Year	Northborough 10/1 Enrollments	Southborough 10/1 Enrollments
FY22	63.58%	36.42%
FY23	62.54%	37.46%
FY24	62.59%	37.41%
FY25	61.58%	38.42%
FY26	61.88%	38.12%

Educationally Sound and Fiscally Responsible

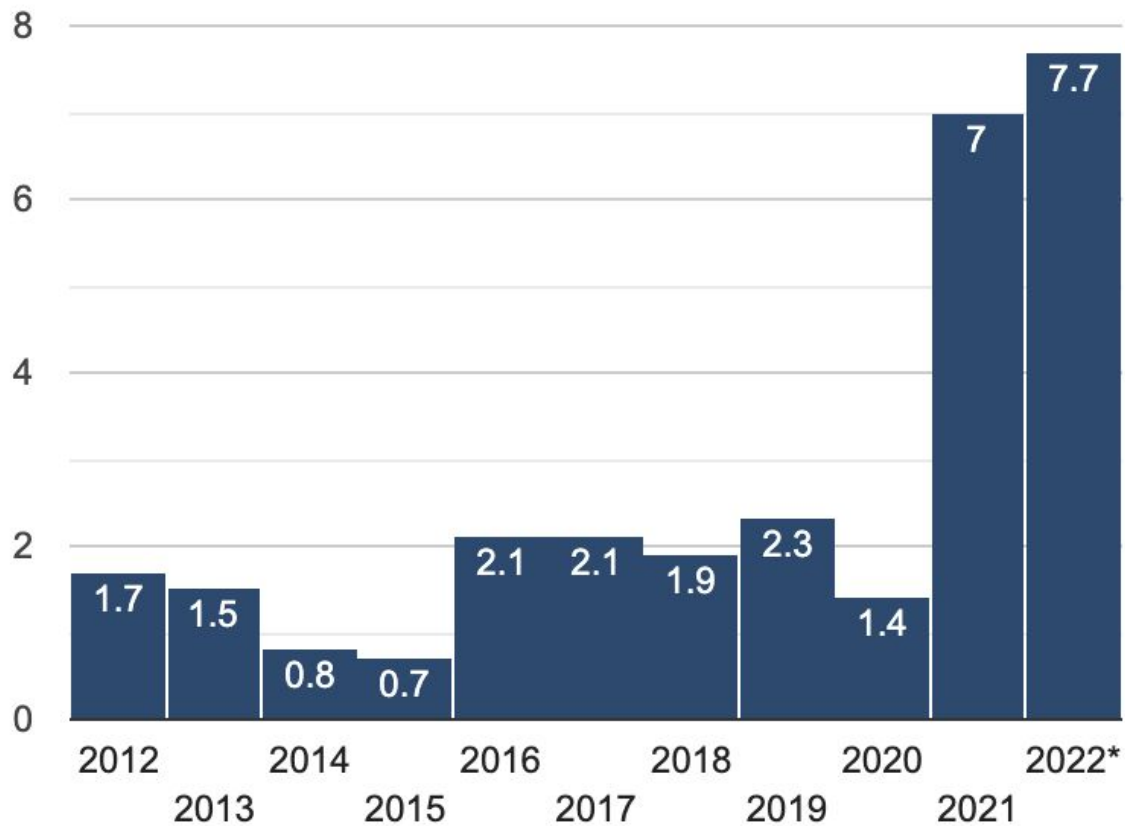
The Public Schools of Northborough and Southborough

Fiscal Year 2024 Recommended Budget

The FY 2024 Recommended Budget reflects a level services budget with growth in targeted areas.

Recommended FY 2024 Budget	\$26,590,346
Appropriated FY 2023 Budget	\$25,727,081
Recommended Budget Increase*	\$863,265
*Recommended FY24 Budget Increase: 3.36%	

Chart: United States Annual Inflation Rates (2012 to 2022)



Educationally Sound and Fiscally Responsible

The Public Schools of Northborough and Southborough

Fiscal Year 2024 Recommended Budget Summary

Student Activity Fees

Fiscal Year	Actual Paid Operational Budget	Actual Stipend Cost	Actual 460 Revolving	Actual % Pd on Operational	\$ Increase to Operational	Students Enrolled	Fee per Student	Actual Revenue Collected
FY22	\$113,115.15	\$139,310.07	\$26,194.92	81.20%		566	\$50.00	\$28,305.00
	Operational Budget	Projected Stipend Cost	460 Revolving	% Pd on Operational	\$ Increase to Operational	Students Enrolled	Fee per Student	Revenue to be Collected
FY23	\$142,640.00	\$156,390.00	\$13,750.00	91.21%	\$29,524.85	550	\$25.00	\$13,750.00
FY24	\$171,605.00	\$171,605.00	\$0.00	100.00%	\$28,965.00	550	\$0.00	\$0.00

Educationally Sound and Fiscally Responsible

The Public Schools of Northborough and Southborough

Fiscal Year 2024 - Athletic Complex Bond & Project Assumptions

- Project begins in summer 2023 and ends in fall 2023
- Fifteen year maximum maturity on the bond
- Level debt service repayment
- Issue Bond Anticipation Notes in July 2023 and reissue in July 2024 & 2025
- General Obligation Bond would be issued in July 2026
- Required principal payment on BANs in FY2027 is equal to first year principal payment for 13 year level debt service amortization
- Interest rate of 3.5% for BANs and General Obligation Bond

Educationally Sound and Fiscally Responsible

The Public Schools of Northborough and Southborough

The FY 2024 Recommended Budget Distribution

	Total Budget	\$26,590,346
Less		
Chapter 70 Aid (FY23)	\$3,287,524	
Regional Transportation Aid (FY23)	\$757,677	
Revenues	\$20,000	
Total	\$4,065,201	(\$4,065,201)
FY 2024 Budget After Offsets		\$22,525,145
Northborough Minimum Local Contribution (MLC) (FY23)		(\$8,072,316)
Southborough MLC (FY23)		(\$5,134,573)
FY 2024 Budget After Required Contributions		\$9,318,256

Educationally Sound and Fiscally Responsible

The Public Schools of Northborough and Southborough
The FY 2024 Recommended Budget Non-Exempt Assessment Calculation

\$9,318,256		
	Northborough Portion (61.22%)	Southborough Portion (38.78%)
Apportionment by Regional Agreement	\$5,704,636	\$3,613,620
MLC (FY23)	\$8,072,316	\$5,134,573
	\$13,776,952	\$8,748,193
FY 2023 Assessments	\$12,833,497	\$8,168,383
Difference From FY23	\$943,445	\$579,810
Percent Increase	7.35%	7.10%
With \$675,000 E&D	\$530,220	\$318,045
Percent Increase	4.13%	3.89%

Athletic Complex Warrant Language

That the Northborough-Southborough Regional School District (the “District”) hereby appropriates the amount of \$ _____ to pay costs of renovating and making extraordinary repairs and other improvements to the District’s athletic facilities, including, but not limited to: replacing the current football field and junior varsity practice field with turf fields, replacing the existing track, replacing the existing tennis courts, replacing the existing bleachers and press box to ensure compliance with ADA requirements, construction of a new outdoor amphitheater, reconstruction of an amenities building, and for the payment of all costs incidental and related thereto. To meet this appropriation the District is authorized to borrow said amount, under and pursuant to Chapter 71, Section 16(d) of the General Laws, and the District Agreement, as amended, or pursuant to any other enabling authority. No amounts shall be borrowed or expended pursuant to this vote unless the meetings in each of the towns of Northborough and Southborough have affirmatively voted to approve the debt authorized by this vote.

Educationally Sound and Fiscally Responsible
The Public Schools of Northborough and Southborough
Fiscal Year 2023 Preliminary Budget Summary

<i>Athletic Fees</i>	Fee per Sport	% Increase from Revolving	Increase to Operational Budget	New Operational	New Revolving
FY23	\$180.00	10%	\$30,877.32	\$604,647.32	\$277,895.86
FY24	\$160.00	20%	\$62,989.73	\$648,235.13	\$251,958.91
FY25	\$140.00	30%	\$96,374.28	\$693,324.59	\$224,873.33
FY26	\$120.00	40%	\$131,069.03	\$739,958.34	\$196,603.54
FY27	\$100.00	50%	\$167,113.01	\$788,180.11	\$167,113.01
FY28	\$80.00	60%	\$204,546.32	\$838,034.77	\$136,364.22
FY29	\$60.00	70%	\$243,410.13	\$889,568.34	\$104,318.63
FY30	\$40.00	80%	\$283,746.66	\$942,828.04	\$70,936.67
FY31	\$20.00	90%	\$325,599.29	\$997,862.30	\$36,177.70
FY32	\$0.00	100%	\$369,012.53	\$1,054,720.80	\$0.00

ALGONQUIN ATHLETIC COMPLEX

A Community Investment



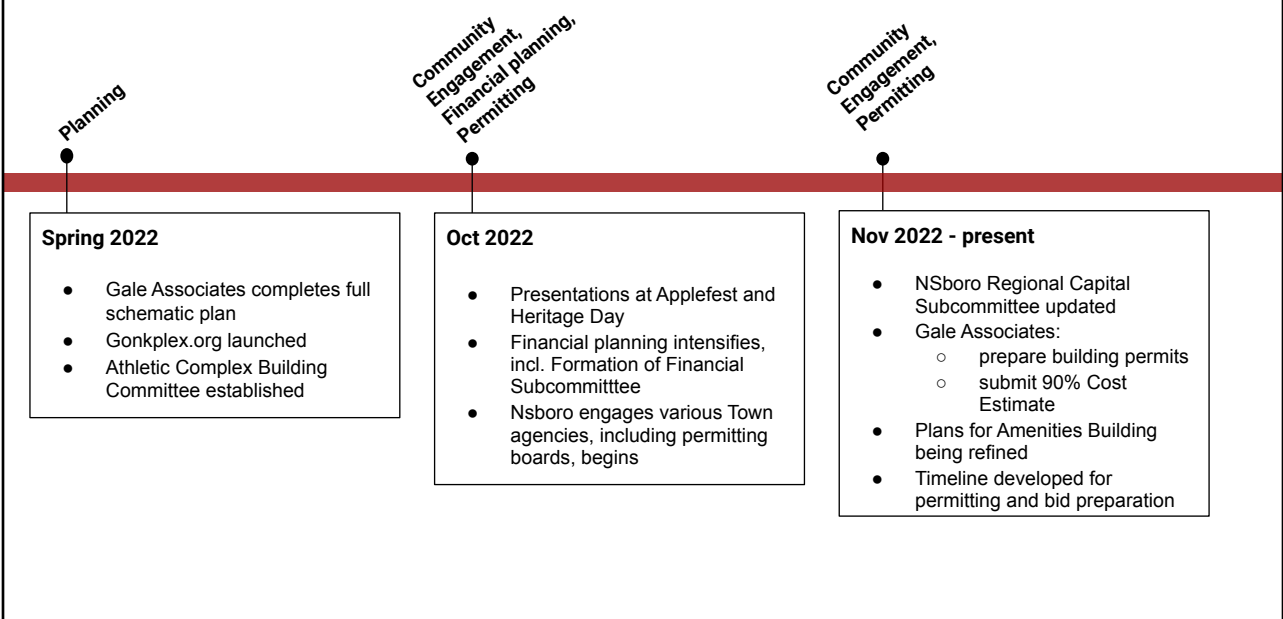
**Northborough Financial
Planning Committee
February 9, 2023**



HISTORICAL OVERVIEW

2013-2014	Athletic Campus Evaluation/Track Feasibility Study <ul style="list-style-type: none"> Funded by: Algonquin Athletic Booster Club
2014-2019	Ongoing Maintenance of Facility
2019-2020	Master Plan Update (by Gale Associates) <ul style="list-style-type: none"> Funded by: Algonquin Athletic Booster Club
2021-2022	Project Evaluation Update, Facility Assessment and Schematic Design (by Gale Associates)
2022	District Engaged Gale Associates, Inc. in Engineering and Design, Permitting, Final Design Documents, Bid/Award Services

PROJECT TIMELINE: The work so far



CURRENT CONDITIONS

Areas of Concern

Beyond Useful Life

Stadium Field:

- Not renovated with school in 2004
- ONLY top dressed/over-seeded
- Soil is heavily impacted
- Related: need to 'rest' grass fields preclude access for some teams

Track:

- Reconstructed in 1994
- Top surface recoated in 2009
- Heavy patching and puddling
- Does not meet MIAA standards for hosting track meets

Tennis Courts:

- Installed in 2004
- Significant cracking
- Cannot be patched effectively
- Resurfaced once already

Multipurpose fields:

- Soil is heavily impacted
- Related: need to 'rest' grass fields preclude access for some teams

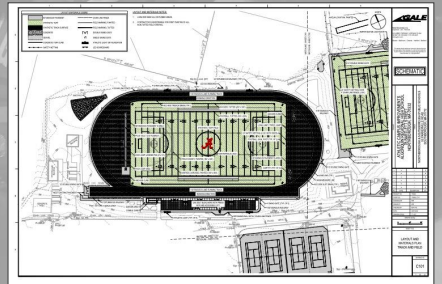

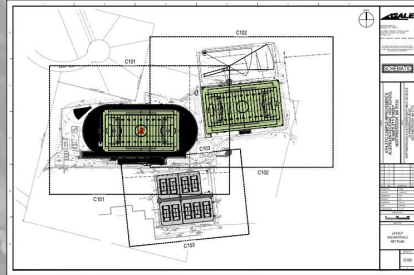
Health & Safety

- Grandstand and access to pressbox not ADA compliant
- Amenities building restrooms not ADA compliant
- Lighting is insufficient and does not meet new safety standards



THE PLAN: An Overview

- Replace:
 - Track
 - Stadium field - with turf
 - Multi-purpose field - with turf
 - Grandstand - with ADA-compliant seating
 - Stadium lights - with LED
 - Tennis courts
- Renovate:
 - Amenities Building - adding ADA-compliant restrooms
- Install:
 - Amphitheater
 - Lacrosse wall



A COMMUNITY ASSET



Who benefits?

- ARHS Student-Athletes:
 - Better facilities
 - Better lighting, no need for 'field resting' means more access
- ARHS Students: Physical Education classes
- Residents:
 - Track: running & walking
 - Tennis and Pickleball/Basketball courts
- Performing artists, musicians, and community groups
- Northborough and Southborough Recreation
- Northborough and Southborough youth sports participants and organizations

WHAT'S THE COST?

Total Estimated Project Cost	\$7,539,899.78
Northborough %	62.33%
<i>Northborough Estimated Project Cost</i>	\$4,699,259.51
Southborough %	37.67%
<i>Southborough Estimated Project Cost</i>	\$2,840,640.27

A COMMUNITY INVESTMENT: The Cost Explained

Fiscal Year	Outstanding	Athletic Complex		Total	Grand Total
		Principal	Interest		
2024	\$ 1,045,250.00			\$ -	\$ 1,045,250.00
2025	\$ 1,042,250.00		\$ 263,896.50	\$ 263,896.50	\$ 1,306,146.50
2026	\$ 1,047,250.00		\$ 263,896.50	\$ 263,896.50	\$ 1,311,146.50
2027	\$ 1,044,750.00	\$ 519,900.00	\$ 479,566.50	\$ 999,466.50	\$ 2,044,216.50
2028		\$ 535,000.00	\$ 245,700.00	\$ 780,700.00	\$ 780,700.00
2029		\$ 550,000.00	\$ 226,975.00	\$ 776,975.00	\$ 776,975.00
2030		\$ 570,000.00	\$ 207,725.00	\$ 777,725.00	\$ 777,725.00
2031		\$ 590,000.00	\$ 187,775.00	\$ 777,775.00	\$ 777,775.00
2032		\$ 615,000.00	\$ 167,125.00	\$ 782,125.00	\$ 782,125.00
2033		\$ 635,000.00	\$ 145,600.00	\$ 780,600.00	\$ 780,600.00
2034		\$ 655,000.00	\$ 123,375.00	\$ 778,375.00	\$ 778,375.00
2035		\$ 680,000.00	\$ 100,450.00	\$ 780,450.00	\$ 780,450.00
2036		\$ 705,000.00	\$ 76,650.00	\$ 781,650.00	\$ 781,650.00
2037		\$ 730,000.00	\$ 51,975.00	\$ 781,975.00	\$ 781,975.00
2038		\$ 755,000.00	\$ 26,425.00	\$ 781,425.00	\$ 781,425.00
	<u>\$ 4,179,500.00</u>	<u>\$ 7,539,900.00</u>	<u>\$ 2,567,134.50</u>	<u>\$ 10,107,034.50</u>	<u>\$ 14,286,534.50</u>

A COMMUNITY INVESTMENT: Cost to Southborough Families

Southborough							
		Assessed Valuation	\$	3,241,019,768			
		Average SF House	\$	803,549			
Fiscal Year	Debt Service			Member Towns - Southborough			
	Outstanding	Athletic Complex	Grand Total	Enrollment %	Assessment	Tax Rate	Average House
2023	\$ 1,046,250.00		\$ 1,046,250.00	37.67%	\$ 394,122.38	\$ 0.12	\$ 97.72
2024	\$ 1,045,250.00	\$ -	\$ 1,045,250.00	40.22%	\$ 420,401.14	\$ 0.13	\$ 104.23
2025	\$ 1,042,250.00	\$ 263,896.50	\$ 1,306,146.50	40.95%	\$ 534,929.35	\$ 0.17	\$ 132.63
2026	\$ 1,047,250.00	\$ 263,896.50	\$ 1,311,146.50	41.29%	\$ 541,418.70	\$ 0.17	\$ 134.23
2027	\$ 1,044,750.00	\$ 999,466.50	\$ 2,044,216.50	41.97%	\$ 858,045.93	\$ 0.26	\$ 212.74
2028		\$ 780,700.00	\$ 780,700.00	41.97%	\$ 327,670.59	\$ 0.10	\$ 81.24
2029		\$ 776,975.00	\$ 776,975.00	41.97%	\$ 326,107.15	\$ 0.10	\$ 80.85
2030		\$ 777,725.00	\$ 777,725.00	41.97%	\$ 326,421.94	\$ 0.10	\$ 80.93
2031		\$ 777,775.00	\$ 777,775.00	41.97%	\$ 326,442.93	\$ 0.10	\$ 80.94
2032		\$ 782,125.00	\$ 782,125.00	41.97%	\$ 328,268.68	\$ 0.10	\$ 81.39
2033		\$ 780,600.00	\$ 780,600.00	41.97%	\$ 327,628.62	\$ 0.10	\$ 81.23
2034		\$ 778,375.00	\$ 778,375.00	41.97%	\$ 326,694.75	\$ 0.10	\$ 81.00
2035		\$ 780,450.00	\$ 780,450.00	41.97%	\$ 327,565.66	\$ 0.10	\$ 81.21
2036		\$ 781,650.00	\$ 781,650.00	41.97%	\$ 328,069.32	\$ 0.10	\$ 81.34
2037		\$ 781,975.00	\$ 781,975.00	41.97%	\$ 328,205.72	\$ 0.10	\$ 81.37
2038		\$ 781,425.00	\$ 781,425.00	41.97%	\$ 327,974.88	\$ 0.10	\$ 81.32
	<u>\$ 4,179,500.00</u>	<u>\$ 10,107,034.50</u>	<u>\$ 14,286,534.50</u>				

A COMMUNITY INVESTMENT: Cost to Northborough Families

Northborough								
				Assessed Valuation		\$	3,888,243,959	
				Average SF House		\$	579,799	
Fiscal Year	Debt Service			Member Towns - Northborough				
	Outstanding	Athletic Complex	Grand Total	Enrollment %	Assessment	Tax Rate	Average House	
2023	\$ 1,046,250.00		\$ 1,046,250.00	62.33%	\$ 652,127.63	\$	0.17	\$ 97.24
2024	\$ 1,045,250.00	\$ -	\$ 1,045,250.00	59.78%	\$ 624,848.86	\$	0.16	\$ 93.17
2025	\$ 1,042,250.00	\$ 263,896.50	\$ 1,306,146.50	59.05%	\$ 771,217.15	\$	0.20	\$ 115.00
2026	\$ 1,047,250.00	\$ 263,896.50	\$ 1,311,146.50	58.71%	\$ 769,727.80	\$	0.20	\$ 114.78
2027	\$ 1,044,750.00	\$ 999,466.50	\$ 2,044,216.50	58.03%	\$ 1,186,170.57	\$	0.31	\$ 176.88
2028		\$ 780,700.00	\$ 780,700.00	58.03%	\$ 453,029.41	\$	0.12	\$ 67.55
2029		\$ 776,975.00	\$ 776,975.00	58.03%	\$ 450,867.85	\$	0.12	\$ 67.23
2030		\$ 777,725.00	\$ 777,725.00	58.03%	\$ 451,303.06	\$	0.12	\$ 67.30
2031		\$ 777,775.00	\$ 777,775.00	58.03%	\$ 451,332.07	\$	0.12	\$ 67.30
2032		\$ 782,125.00	\$ 782,125.00	58.03%	\$ 453,856.32	\$	0.12	\$ 67.68
2033		\$ 780,600.00	\$ 780,600.00	58.03%	\$ 452,971.38	\$	0.12	\$ 67.55
2034		\$ 778,375.00	\$ 778,375.00	58.03%	\$ 451,680.25	\$	0.12	\$ 67.35
2035		\$ 780,450.00	\$ 780,450.00	58.03%	\$ 452,884.34	\$	0.12	\$ 67.53
2036		\$ 781,650.00	\$ 781,650.00	58.03%	\$ 453,580.68	\$	0.12	\$ 67.64
2037		\$ 781,975.00	\$ 781,975.00	58.03%	\$ 453,769.28	\$	0.12	\$ 67.66
2038		\$ 781,425.00	\$ 781,425.00	58.03%	\$ 453,450.12	\$	0.12	\$ 67.62
	\$ 4,179,500.00	\$ 10,107,034.50	\$ 14,286,534.50					

FOR MORE INFORMATION

GONKPLEX

[HOME](#)
[CURRENT STADIUM](#)
[THE PLAN](#)
[FAQ](#)
[COMMUNITY FEEDBACK](#)
[MORE](#)

THE GONKPLEX

The Algonquin Athletic Complex, or "Gonkplex", is a proposed renovation to our aging & out of compliance athletic facilities

Visit gonkplex.org

GET OTHERS INVOLVED AND INFORMED

**For a template that you can
use to reach out to others:**

**[tinyurl.com/
GonkPlexLetter](https://tinyurl.com/GonkPlexLetter)**



**To access this
presentation:**

**[tinyurl.com/
GonkPlexSlides](https://tinyurl.com/GonkPlexSlides)**



QUESTIONS?

**Northborough-Southborough
Regional School District**

FY2024 Budget

Public Hearing



March 15, 2023
6:30 p.m.

Algonquin Regional High School
79 Bartlett Street
Northborough, MA 01532

Northborough-Southborough Regional School District

School Committee

Sean O'Shea, Chairperson
Christopher D. Covino, Vice Chairperson
Kathleen M. Howland, Secretary
Karen Ares
Paul H. Desmond
Joan G. Frank
Kathleen A. Harragan Polutchko
Cathy A. Kea
Matthew J. Spencer
John Wysocki

Administration

Gregory L. Martineau, Superintendent of Schools
Keith T. Lavoie, Assistant Superintendent of Operations
Stefanie K. Reinhorn, Ed.D, Assistant Superintendent of Teaching & Learning
Marie B. Alan, Director of Student Support Services
Kathleen J. Clark, Assistant Director of Student Support Services
Helene Desjardins, Assistant Director of Student Support Services
Julie G. Doyle, Director of Instructional Technology and Digital Learning
Mary Ellen Duggan, District Wellness Coordinator and Nurse Leader
Jennifer Henry, Early Childhood Administrator
Megan Kelty, English Language Arts Coordinator PreK-8
Deborah Q. Lemieux, Assistant Director of Student Support Services
Jennifer Lipton-O'Connor, Social Emotional Learning Coordinator PreK-12
Ryan O'Leary, Director of Information Technology
Rebecca J. Pellegrino, Director of Finance
Heather A. Richards, Executive Director of Human Resources
Rhoda Webb, Director of English Learners and Equity

Budget Priorities

The Northborough-Southborough Regional School Committee is committed to providing an excellent education to the youth of the two towns, in a cost effective manner. For allocation of support in the FY2024 school budget, the School Committee has adopted the following priorities:

- Prioritize social, emotional, and physical well-being of students and staff, and especially requirements related to the COVID-19 pandemic.
- Maintain high quality staff, instructional programming and instructional resources, including technology
- Strive to achieve class size according to school committee policy
- Prepare all students for high levels of success in college and career readiness
- Fund the initiatives of the School Improvement Plan and the Vision 2026 Strategic Plan
- Create and fund a short and long-term Capital Plan for the high school
- Fund the School Committee approved initiatives that are recommended by the Coalition for Equity.

For purposes of clarity the major initiatives for funding include:

- 1. Empowering Learners: Implement instructional practices that engage students in developing and demonstrating their knowledge and skills through rigorous, innovative, and relevant learning experiences.**
- 2. Equity of Opportunity: Provide all students access to challenging and culturally responsive learning experiences that meet their individual needs.**
- 3. Healthy and Balanced Learners: Prioritize social, emotional, and physical well-being of students.**
- 4. Educator Learning and Leadership: Demonstrate continual growth through professional collaboration.**
- 5. Finance and Operations to Support Teaching and Learning: Develop, support and operate sustainable, attractive and well maintained schools.**
 - **Seek capital funding from the towns of Northborough and Southborough to fund the Algonquin Regional High School Athletic Complex Project**

The Northborough-Southborough Regional School Committee additionally commits to a strong, cooperative working relationship with other parts of the town governments in the development of the school budget; and the involvement of parents and the community as active partners with the school.

NORTHBOROUGH-SOUTHBOROUGH REGIONAL SCHOOL DISTRICT
FY2024 Public Hearing Budget

REGULAR DAY PROGRAMS

ADMINISTRATION (1000)	\$ 717,195
INSTRUCTION (2000)	\$ 12,117,922
OTHER STUDENT SERVICES (3000)	\$ 2,218,446
OPERATION AND MAINTENANCE OF BUILDINGS (4000)	\$ 2,161,116
BENEFITS AND FIXED CHARGES (5000)	\$ 5,399,620
PROGRAMS WITH OTHER SCHOOL DISTRICTS (9000)	<u>\$ 200,000</u>

SPECIAL EDUCATION PROGRAMS

ADMINISTRATION (1000)	\$ 15,000
INSTRUCTION (2000)	\$ 3,017,142
OTHER STUDENT SERVICES (3000)	\$ 483,508
OPERATION AND MAINTENANCE OF BUILDINGS (4000)	\$ 2,100
BENEFITS AND FIXED CHARGES (5000)	\$ 1,595
PROGRAMS WITH OTHER SCHOOL DISTRICTS (9000)	<u>\$ 256,702</u>

TOTAL ALL PROGRAMS \$ 26,590,346

NORTHBOROUGH-SOUTHBOROUGH REGIONAL SCHOOL DISTRICT

FY2024 Public Hearing Budget

Regular Day Programs	FY2023 BUDGET	FY2024 REQUEST	PERCENT CHANGE
<u>ADMINISTRATION (1000)</u>			
Fiscal Audit	\$ 42,250	\$ 42,250	0.00%
Treasurer's Office	\$ 31,695	\$ 31,695	0.00%
School Committee	\$ 8,100	\$ 10,920	34.81%
Superintendent's Office	\$ 112,681	\$ 112,681	0.00%
Assistant Superintendent	\$ 112,358	\$ 112,415	0.05%
District Wide Administration	\$ 23,421	\$ 23,421	0.00%
Business and Finance	\$ 185,929	\$ 182,114	-2.05%
Human Resources	\$ 99,963	\$ 101,963	2.00%
Legal Services	\$ 27,000	\$ 27,720	2.67%
Administrative Technology	\$ 69,292	\$ 72,016	3.93%
TOTALS	\$ 712,689	\$ 717,195	0.63%
<u>INSTRUCTION (2000)</u>			
Department Heads	\$ 179,605	\$ 179,605	0.00%
Instructional Tech Leadership & Training	\$ 157,917	\$ 157,917	0.00%
Principals Office	\$ 801,645	\$ 801,645	0.00%
Administrative Tech and Support - Schools	\$ 27,370	\$ 27,370	0.00%
Teacher Salaries	\$ 9,487,778	\$ 9,487,778	0.00%
Teacher Specialists Salaries	\$ 130,288	\$ 91,668	-29.64%
Substitutes	\$ 75,000	\$ 90,000	20.00%
Librarians/Media Salaries	\$ 165,563	\$ 165,563	0.00%
Distance Learning & Online Coursework	\$ 4,000	\$ 4,000	0.00%
Professional Development Leadership	\$ 29,260	\$ 29,277	0.06%
Professional Development Teacher/Staff	\$ 36,300	\$ 37,462	3.20%
Professional Development Substitutes	\$ 3,500	\$ 3,605	3.00%
Textbooks	\$ 18,893	\$ 34,190	80.97%
Instructional Materials	\$ 53,661	\$ 59,152	10.23%
Other Instructional Materials	\$ 15,329	\$ 15,789	3.00%
Instructional Equipment	\$ 29,421	\$ 28,225	-4.07%
General Supplies	\$ 17,050	\$ 19,030	11.61%
Instructional Hardware - Devices	\$ 8,994	\$ -	-100.00%
Instructional Hardware - All Other	\$ 61,875	\$ 9,800	-84.16%
Instructional Software & Other Instr Materials	\$ 46,387	\$ 57,653	24.29%
Guidance	\$ 824,662	\$ 818,193	-0.78%
TOTALS	\$ 12,174,498	\$ 12,117,922	-0.46%

NORTHBOROUGH-SOUTHBOROUGH REGIONAL SCHOOL DISTRICT

FY2024 Public Hearing Budget

Regular Day Programs	FY2023 BUDGET	FY2024 REQUEST	PERCENT CHANGE
<u>OTHER STUDENT SERVICES (3000)</u>			
Health Services	\$ 239,321	\$ 241,676	0.98%
Transportation - Contracted	\$ 1,227,550	\$ 1,252,100	2.00%
Transportation	\$ 2,000	\$ 4,175	108.75%
Athletics	\$ 574,534	\$ 576,377	0.32%
Other Student Activities	\$ 143,770	\$ 144,118	0.24%
TOTALS	\$ 2,187,175	\$ 2,218,446	1.43%
<u>OPERATION AND MAINTENANCE OF BUILDINGS (4000)</u>			
Custodial Services	\$ 742,486	\$ 745,486	0.40%
Custodial Supplies	\$ 50,000	\$ 52,500	5.00%
Heating	\$ 164,000	\$ 180,400	10.00%
Electricity	\$ 305,000	\$ 416,000	36.39%
Telephone	\$ 20,900	\$ 21,500	2.87%
Gas & Gasoline	\$ 3,500	\$ 3,800	8.57%
Water	\$ 59,000	\$ 45,000	-23.73%
Maintenance of Grounds	\$ 150,000	\$ 175,000	16.67%
Maintenance of Buildings	\$ 235,050	\$ 278,470	18.47%
Maintenance of Equipment	\$ 15,400	\$ 15,400	0.00%
Tech Infra, Main & Support - Salaries	\$ 193,310	\$ 193,310	0.00%
Tech Infra, Main & Support - Other	\$ 49,825	\$ 34,250	-31.26%
TOTALS	\$ 1,988,471	\$ 2,161,116	8.68%
<u>FIXED CHARGES (5000)</u>			
Employee Retirement	\$ 567,141	\$ 660,175	16.40%
OPEB	\$ 25,000	\$ 25,000	0.00%
Insurance	\$ 3,750,651	\$ 4,115,157	9.72%
Rentals & Leases	\$ 24,686	\$ 24,686	0.00%
Contractual Obligations	\$ -	\$ 574,602	-
TOTALS	\$ 4,367,478	\$ 5,399,620	23.63%
<u>PROGRAMS WITH OTHER SCHOOL DISTRICTS (9000)</u>			
School Choice	\$ 200,000	\$ 200,000	0.00%
	\$ 200,000	\$ 200,000	0.00%
TOTAL REGULAR DAY PROGRAMS	\$ 21,630,311	\$ 22,814,299	5.47%

NORTHBOROUGH-SOUTHBOROUGH REGIONAL SCHOOL DISTRICT

FY2024 Public Hearing Budget

Special Education Programs	FY2023 BUDGET	FY2024 REQUEST	PERCENT CHANGE
<u>ADMINISTRATION (1000)</u>			
Legal Services	\$ 15,000	\$ 11,000	-26.67%
Administrative Technology	\$ 4,000	\$ 4,000	0.00%
TOTALS	\$ 19,000	\$ 15,000	-21.05%
<u>INSTRUCTION (2000)</u>			
Supervision	\$ 210,591	\$ 210,591	0.00%
Teacher Salaries - Travel	\$ 285	\$ 285	0.00%
Instruction	\$ 2,566,259	\$ 2,591,043	0.97%
Professional Development	\$ 4,400	\$ 4,400	0.00%
Textbooks	\$ 250	\$ 250	0.00%
Instructional Technology	\$ 5,000	\$ 6,500	30.00%
Psychological Services	\$ 182,073	\$ 204,073	12.08%
TOTALS	\$ 2,968,858	\$ 3,017,142	1.63%
<u>OTHER STUDENT SERVICES (3000)</u>			
Health Services	\$ 31,800	\$ 55,982	76.04%
Transportation*	\$ 302,967	\$ 427,526	41.11%
TOTALS	\$ 334,767	\$ 483,508	44.43%
<u>OPERATION AND MAINTENANCE OF BUILDINGS (4000)</u>			
Maintenance of Equipment	\$ 2,100	\$ 2,100	0.00%
TOTALS	\$ 2,100	\$ 2,100	0.00%
<u>FIXED CHARGES (5000)</u>			
Rentals & Leases	\$ 1,595	\$ 1,595	0.00%
TOTALS	\$ 1,595	\$ 1,595	0.00%
<u>PROGRAMS, NON-PUBLIC SCHOOLS (9000)</u>			
Tuition Out**	\$ 485,237	\$ 41,470	-91.45%
Tuition Out Collaboratives	\$ 285,213	\$ 215,232	-24.54%
TOTALS	\$ 770,450	\$ 256,702	-66.68%
TOTAL SPECIAL EDUCATION PROGRAMS	\$ 4,096,770	\$ 3,776,047	-7.83%

* Special Education Transportation offset by Special Education Circuit Breaker reimbursement of \$19,233

** Out of District tuition offset by Special Education Circuit Breaker reimbursement of \$1,104,232

Regular Day Programs	\$ 21,630,311	\$ 22,814,299	5.47%
Special Education Programs	\$ 4,096,770	\$ 3,776,047	-7.83%
GRAND TOTAL	\$25,727,081	\$26,590,346	3.36%

REVISED FY2024 CAPITAL BUDGET 2/16/23

PROJECTS BY DEPARTMENT		EXPENDITURE	FUNDING SOURCES		
			Free Cash	Enterprise Fund Free Cash	General Fund Bonds
Police					
	Police Cruiser Replacements (3)	190,000	190,000		
	Police Station Exterior Repairs & Painting	70,000	70,000		
Police Subtotal		\$260,000			
Fire					
	Engine 1 Replacement	900,000			900,000
Fire Subtotal		\$900,000			
DPW: Highway Division					
	Roadway Improvements/Maintenance	300,000	300,000		
	20-Ton Dump Truck w/Spreader&Plow Replacem	355,000	355,000		
	Highway Garage Tight Tank DEP Compliance	475,000			475,000
	One-Ton Truck w/Plow Replacement	150,000	150,000		
Highway Subtotal		\$1,280,000			
DPW: Water & Sewer Enterprise Funds					
	15-Ton Dump Truck (new addition)	225,000		225,000	
	SCADA Phase II (matching grant allocation)	125,000		125,000	
Sewer Enterprise Fund Subtotal		\$350,000			
Schools K-8:					
	Zeh School Back Walkway Entrance Repairs	40,000	40,000		
Schools K-8 Subtotal		\$40,000			
TOTAL FY2024 CAPITAL BUDGET		\$2,830,000	\$1,105,000	\$350,000	\$1,375,000

PROPOSED FY2024 FREE CASH PLAN

PROPOSED FY2024 FREE CASH PLAN			
Free Cash Certification as of 7/1/2022		2,440,073	100%
FY2024	Appropriated Reserve	-175,000	7.2%
FY2024	Operating Budget	-500,000	20.5%
FY2024	Stabilization Fund	-200,000	8.2%
FY2024	Capital Projects	-1,105,073	45.3%
Available Free Cash after FY2024 Plan		460,000	18.9%



TOWN OF NORTHBOROUGH

63 Main Street
Northborough, MA 01532-1994
(508) 393-5040 Phone
(508) 393-6996 Fax

MEMORANDUM

TO: Board of Selectmen

FROM: Town Administrator

SUBJECT: Review of Town Meeting Warrant Summary

DATE: February 22, 2023

The Town Meeting Warrant Summary is scheduled for the Select Board's review at their meeting this Monday, February 27th. I will forward a copy once it is released and we can review it at your March 1st meeting.

John W. Coderre
