




# COVID-19 Dashboard




## Greater Boroughs Partnership for Health

*Source* The information reflect the most current data received from the [Massachusetts Department of Public Health](#).




### Boylston

	Confirmed Cases (current 2 week period)		Average Daily Cases per 100,000		Percent Positive Tests
	92		146.4		16.96%




### Northborough

	Confirmed Cases (current 2 week period)		Average Daily Cases per 100,000		Percent Positive Tests
	332		174.8		13.92%




### Southborough

	Confirmed Cases (current 2 week period)		Average Daily Cases per 100,000		Percent Positive Tests
	219		161.8		13.07%

### Westborough

	Confirmed Cases (current 2 week period)		Average Daily Cases per 100,000		Percent Positive Tests
	333		127.1		11.88%

### Massachusetts

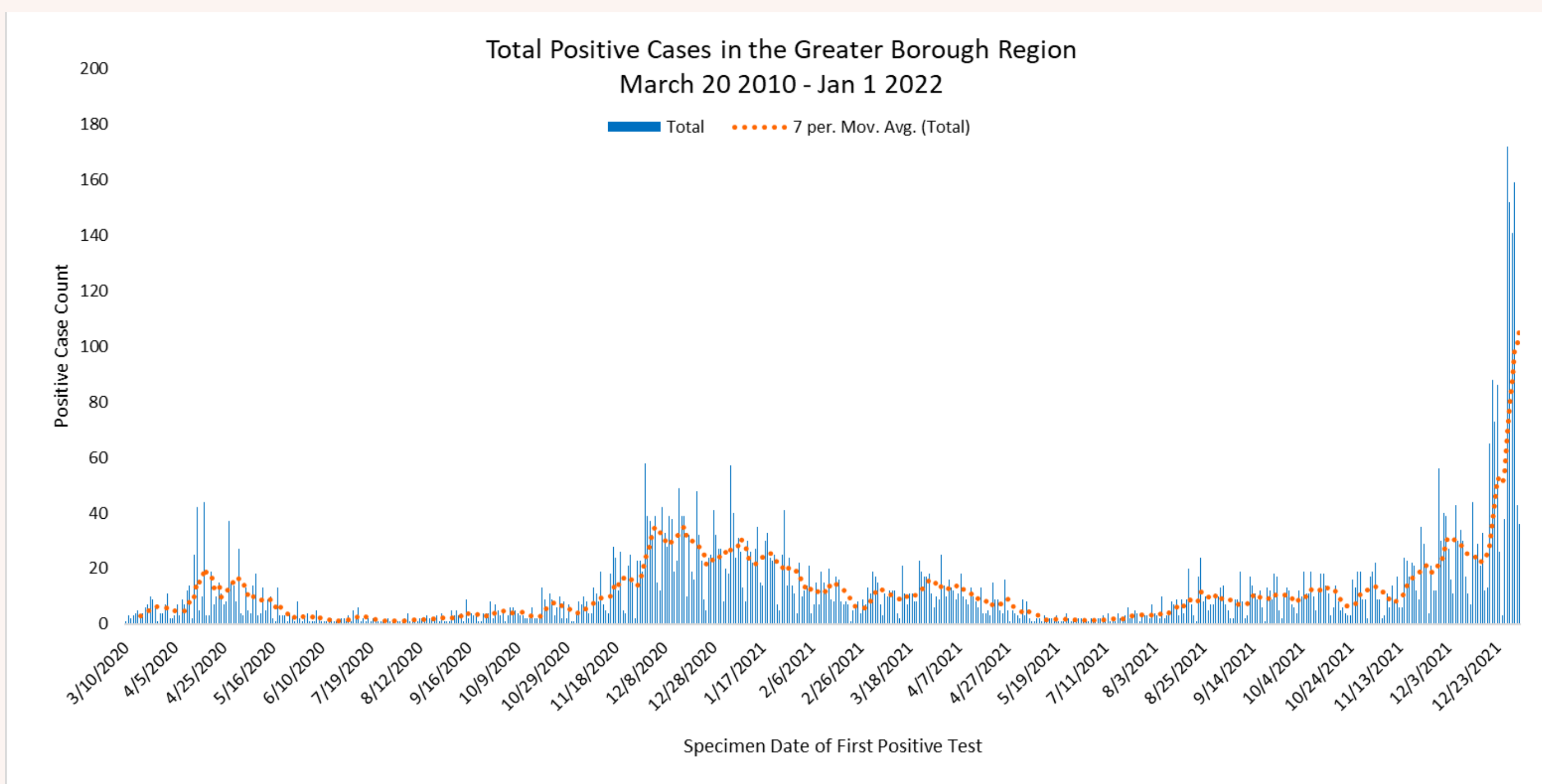
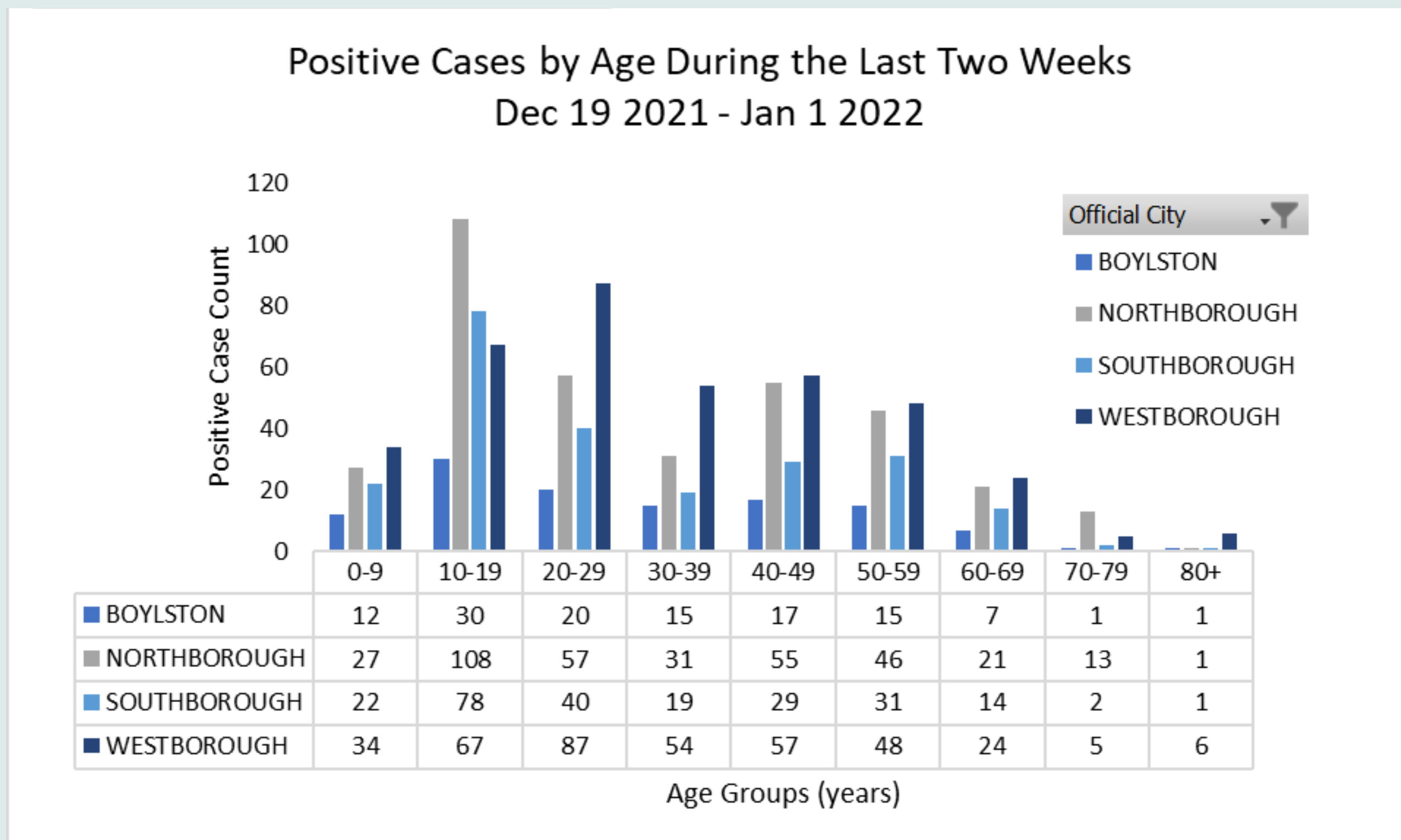
	Confirmed Cases (current 2 week period)		Average Daily Cases per 100,000		Percent Positive Tests
	147,905		151.7		15.03%

The arrows indicate change compared to the prior 2-week period. An upward arrow indicates an increase and a downward arrow indicates a decrease in values.

# COVID-19 Dashboard

## Greater Boroughs Partnership for Health

**Source** The information reflect the most current data received from the [Massachusetts Department of Public Health](#).



Well-fitted masks remain a critical tool to prevent the spread of disease. Consider upgrading to a mask that offers higher levels of protection against Omicron like a surgical mask, KN95, or N95.